



**RESILIENT COMMUNITIES THROUGH AWARENESS AND PREPAREDNESS
AGAINST THE RISKS OF FIRE, FLOOD, AND LANDSLIDE**

**COMPETENCES FOR VOLUNTEERS - QUESTIONNAIRE RESULT
INTERNATIONAL REPORT**

Prepared by: GEBZE TECHNICAL UNIVERSITY



TABLE OF CONTENTS

1. INTRODUCTION	3
2. BACKGROUND AND OBJECTIVES.....	3
3. QUESTIONNAIRE METHOD	3
4. QUESTIONNAIRE RESULTS	3
5. CONCLUSION	11
REFERENCES.....	12
APPENDIX	13

1. Introduction

This report covers the results of questionnaires conducted with the experienced volunteers and trainers. Within the scope of this report, a questionnaire of 33 questions was used. First, partners conducted surveys in their countries and prepared national reports by using the survey results. Then, GTU as promoter prepared this international report.

2. Background and Objectives

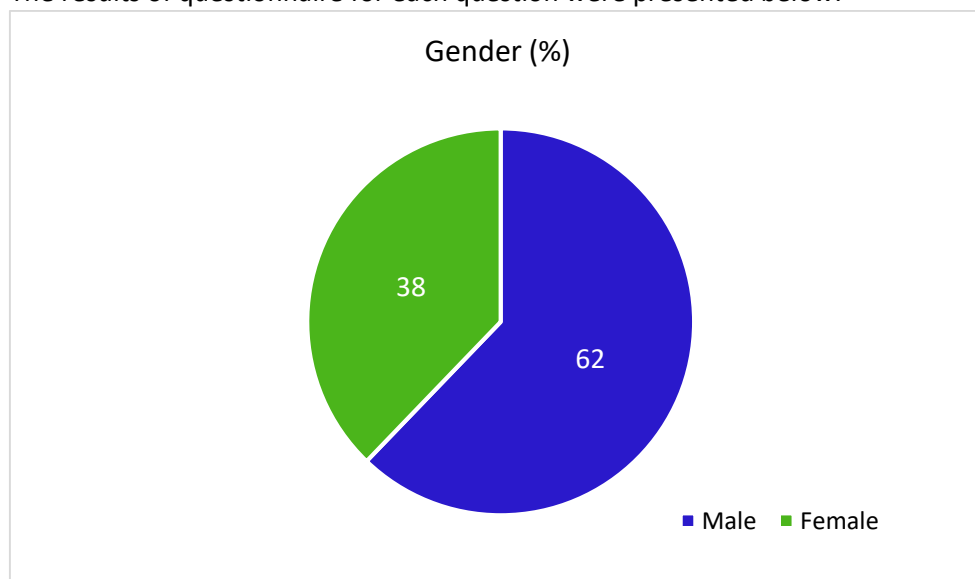
The possible competencies for flood, landslide and fire disasters have been prepared by project members who are experts in these subjects. Sub-competencies were determined under these main competencies and presented to the opinion of experienced volunteers and trainers with this questionnaire. The main purpose of this survey is to determine the necessary competencies required for volunteers. The results of the questionnaire will be used to prepare the training path and chapters.

3. Questionnaire Method

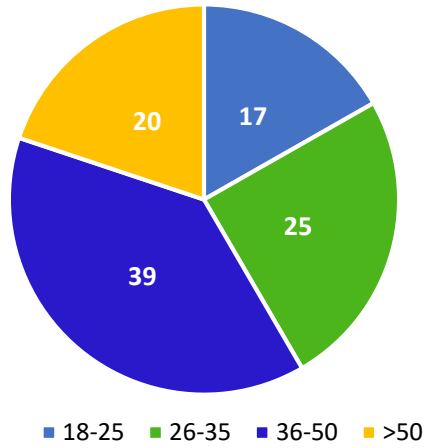
This questionnaire was prepared in order to conduct with the experienced volunteers and trainers. The results of questionnaire will be used to produce competences for volunteers. Within the scope of this questionnaire, 33 questions were prepared by the experts among the project partners. It started with some personal information (gender, age, seniority etc.), following with likert type questions, and comment questions to express the opinion for each main competence and its sub competences. There are five options in each likert questions: not important, slightly important, moderately important, important and very important. The questionnaire was performed via MS form application in Turkey and Google form in Georgia, Greece, and Italy. A total of 159 people were surveyed. The distribution of the participants with respect to countries is as follows: 51 from Türkiye, 21 from Georgia, 51 from Italy, and 36 from Greece. After producing the competence map according to the questionnaire result, the contents of chapters and training modules will be determined.

4. Questionnaire Results

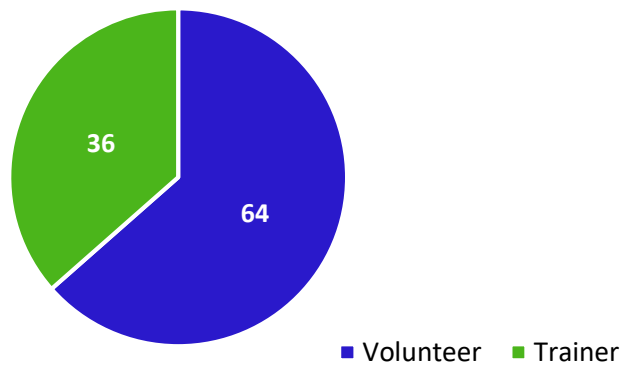
The results of questionnaire for each question were presented below:



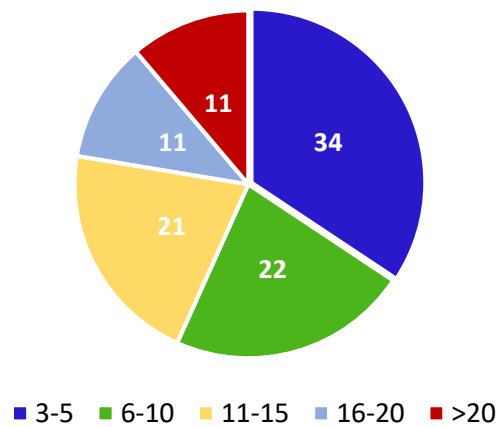
Your Age (%)



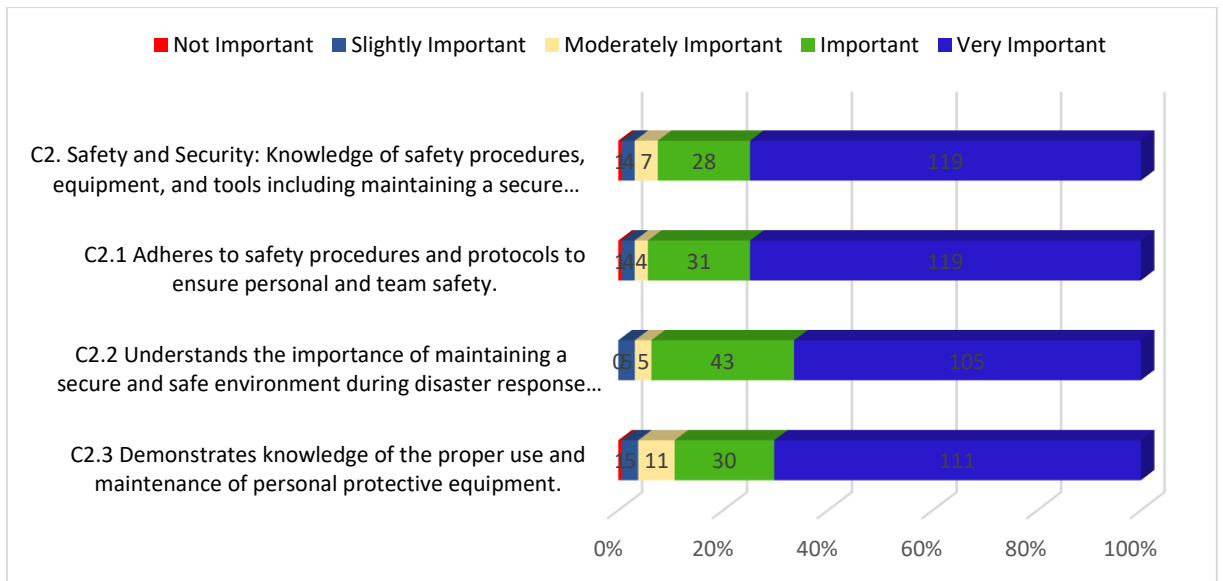
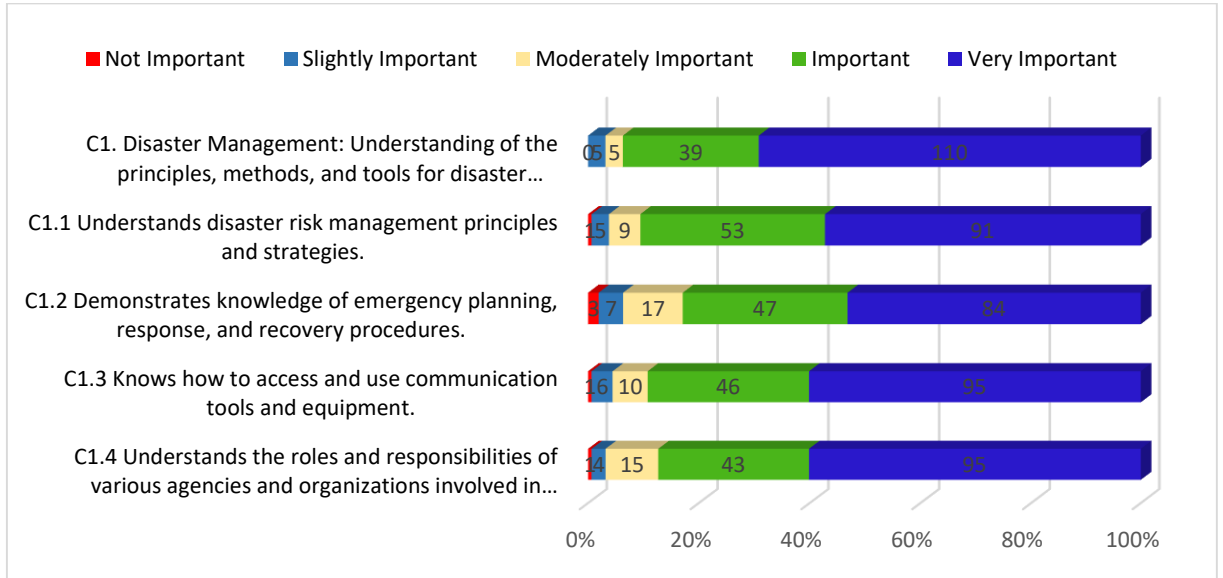
Are you a volunteer or a trainer? (%)

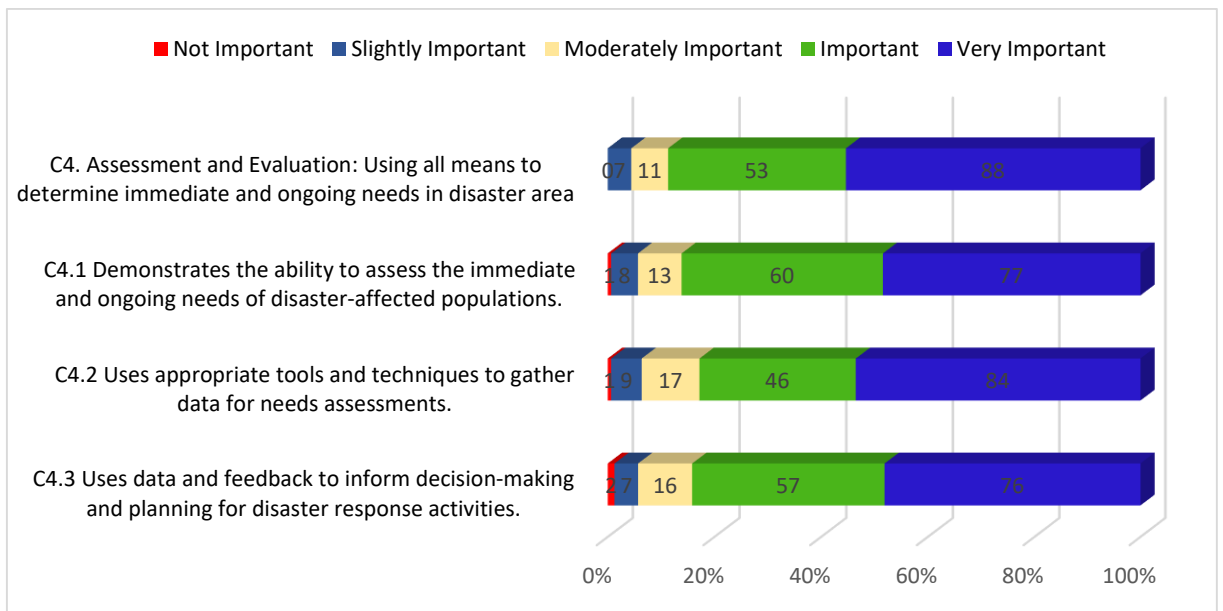
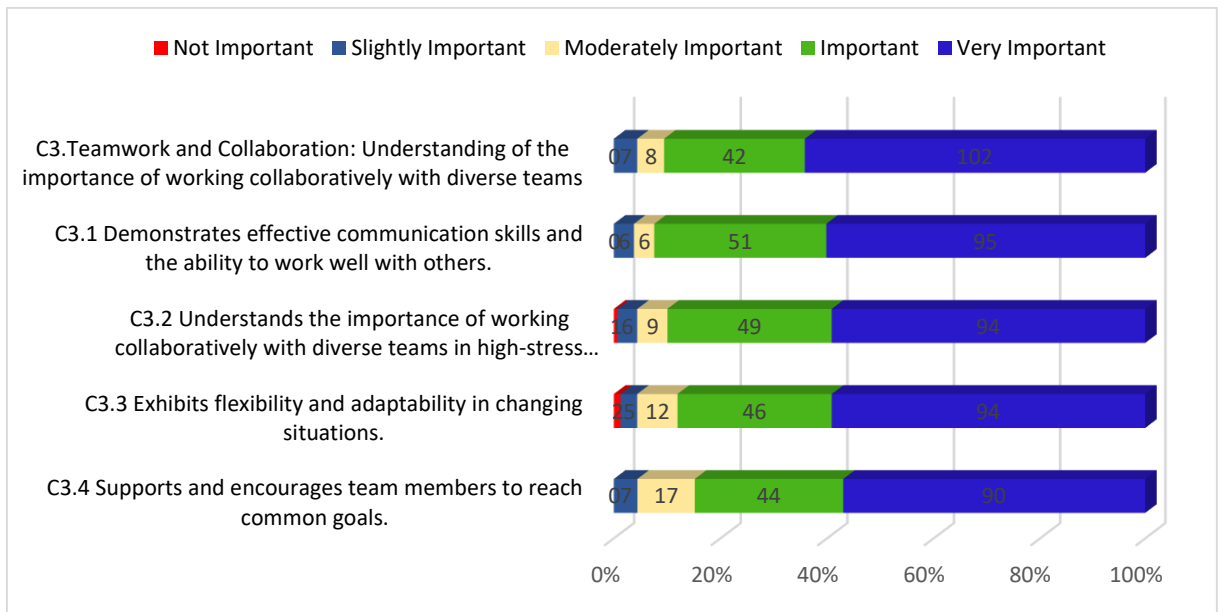


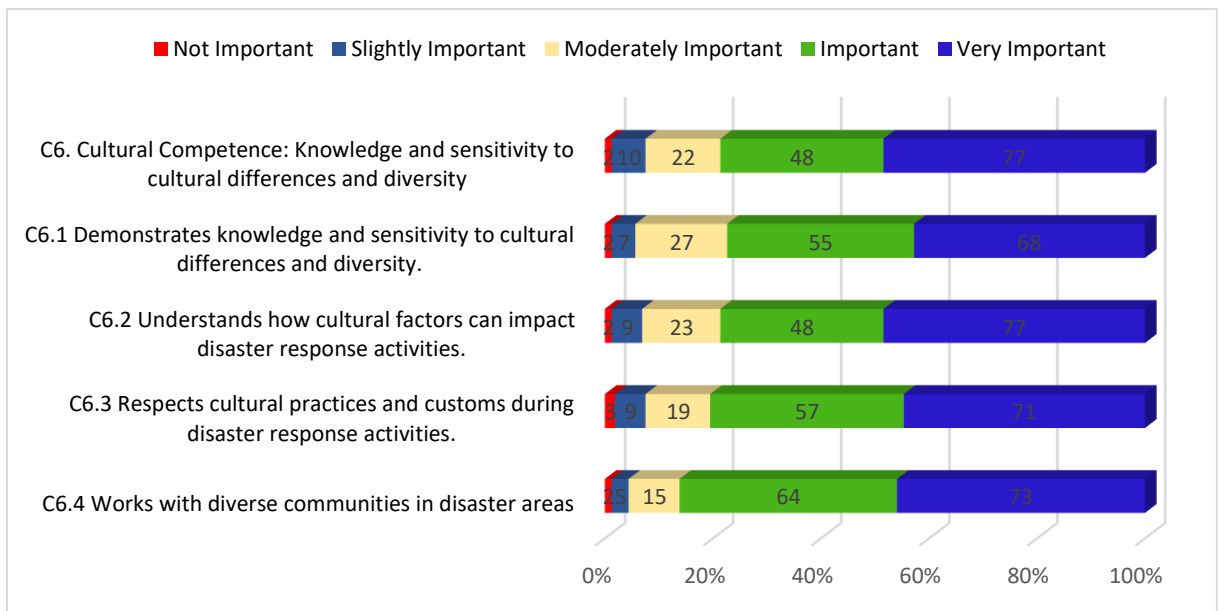
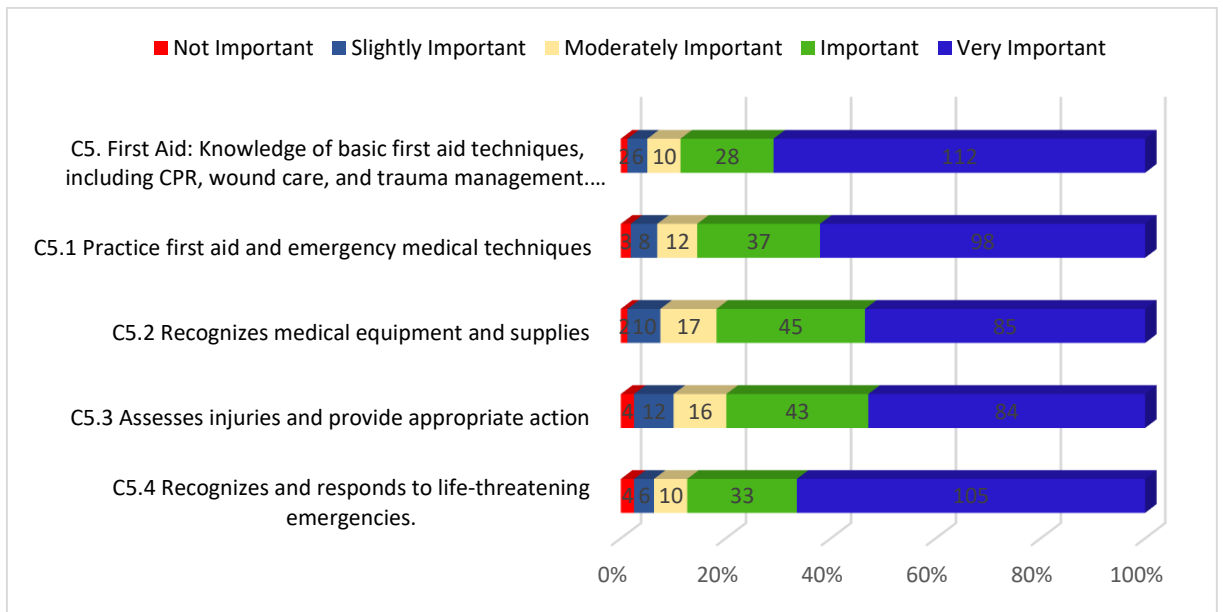
How many years have you been a volunteer/trainer? (%)

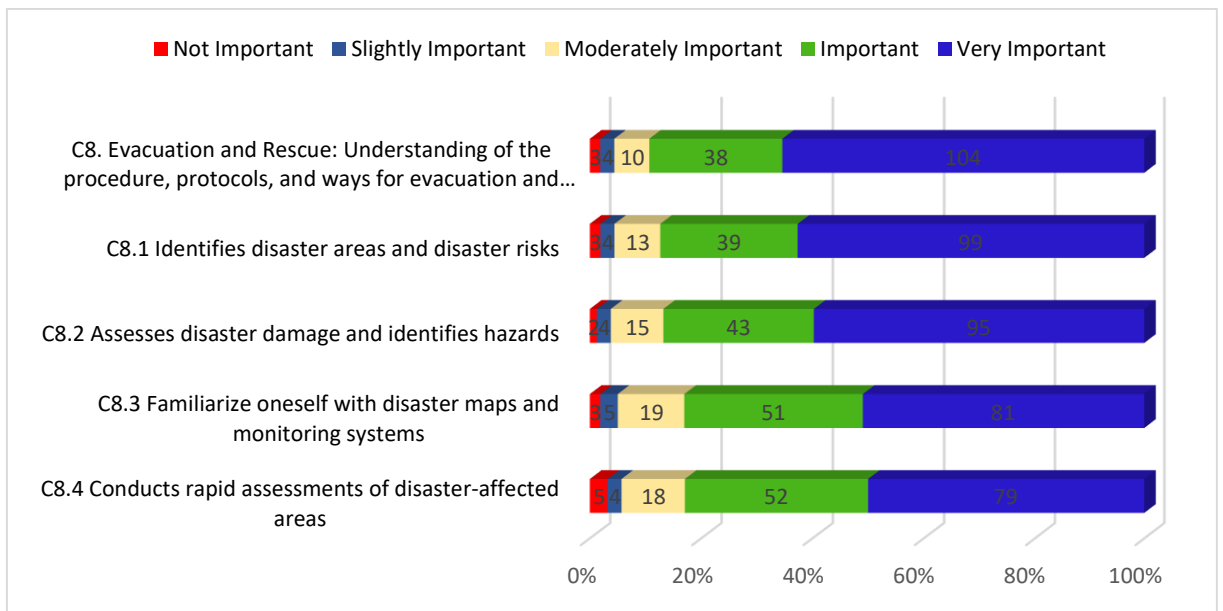
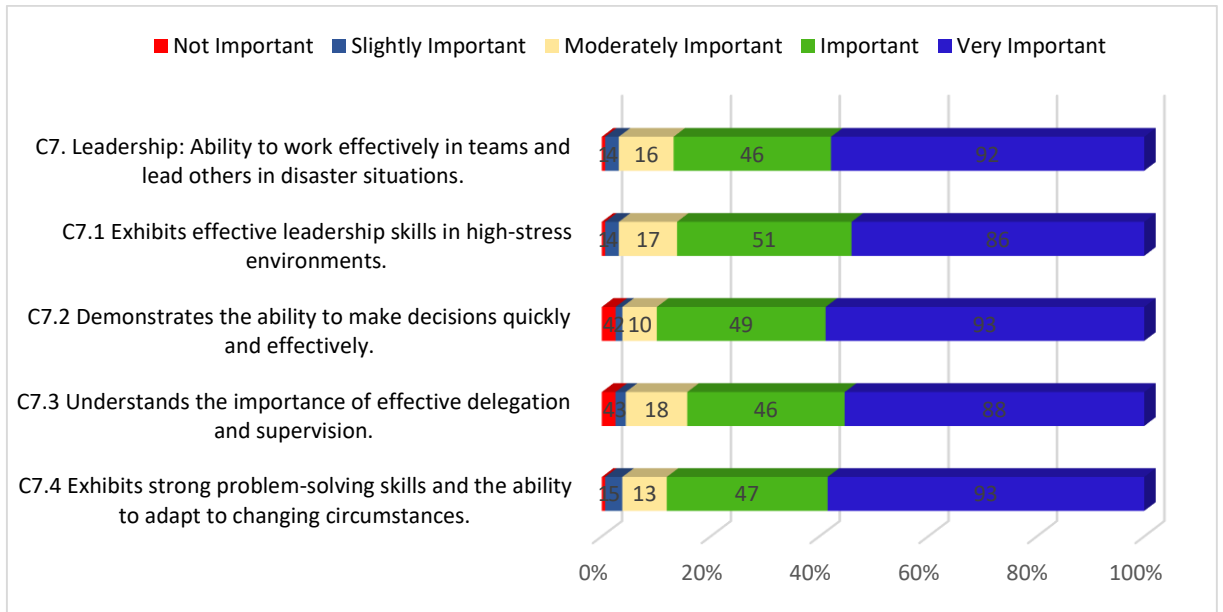


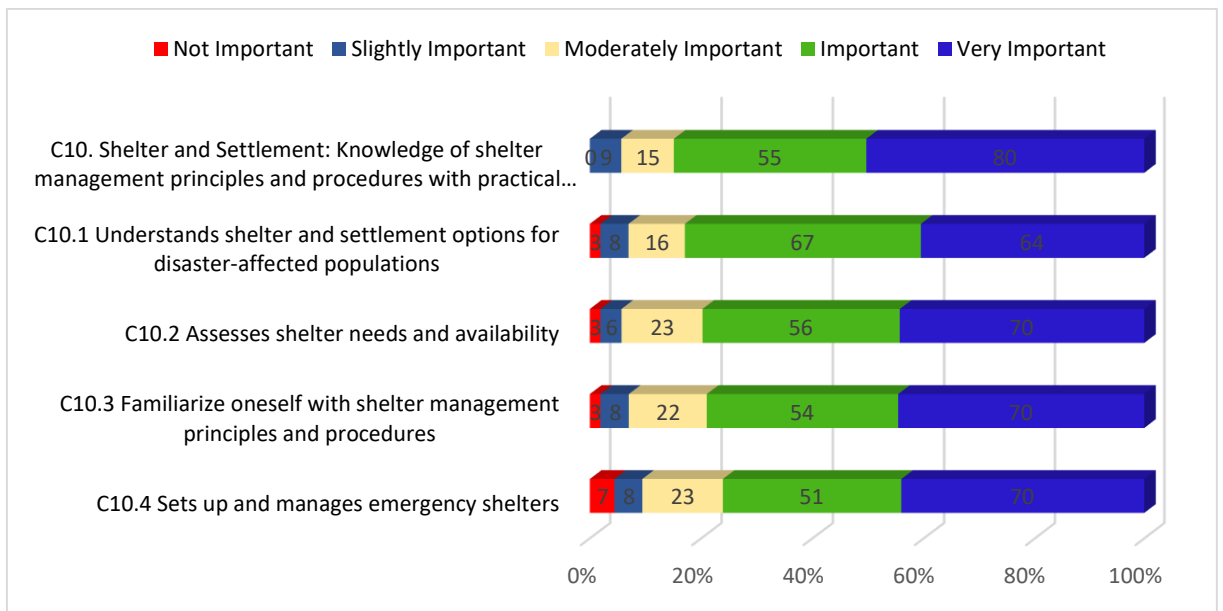
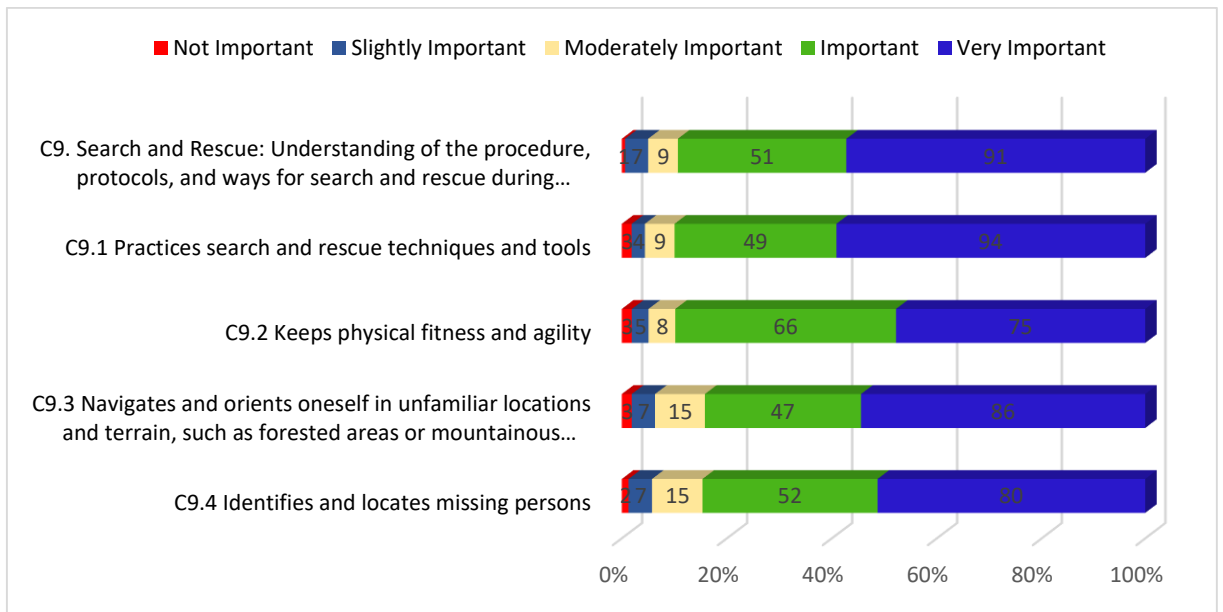
Please tick the most appropriate option according to the importance of the main competence and its sub-competences below to you for the project chapters.

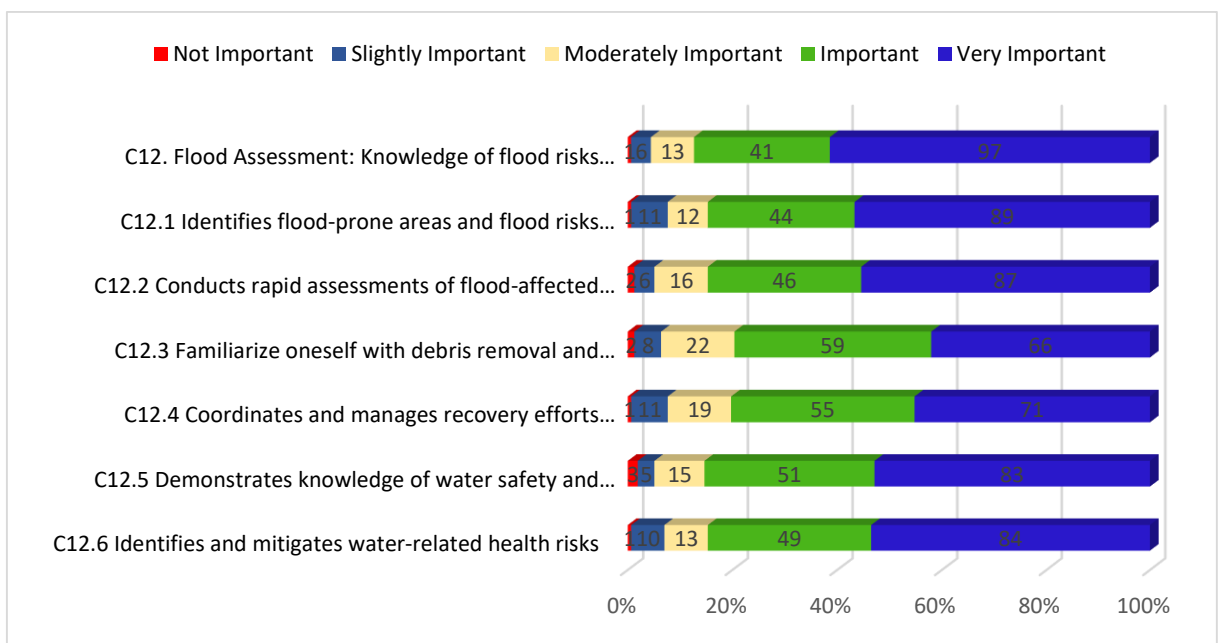
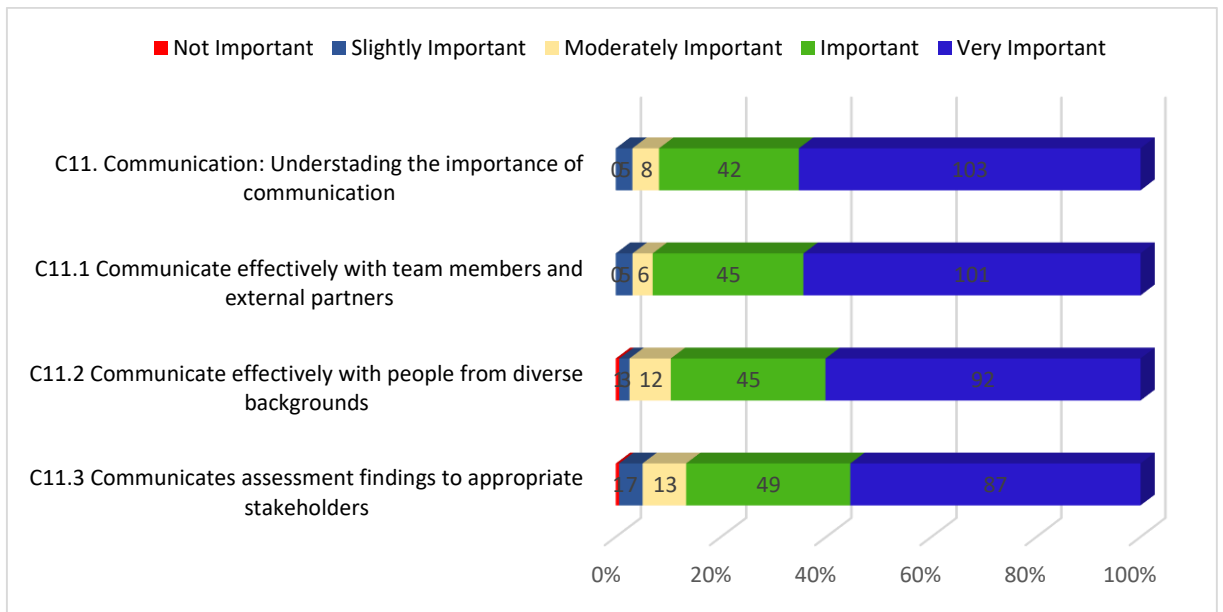


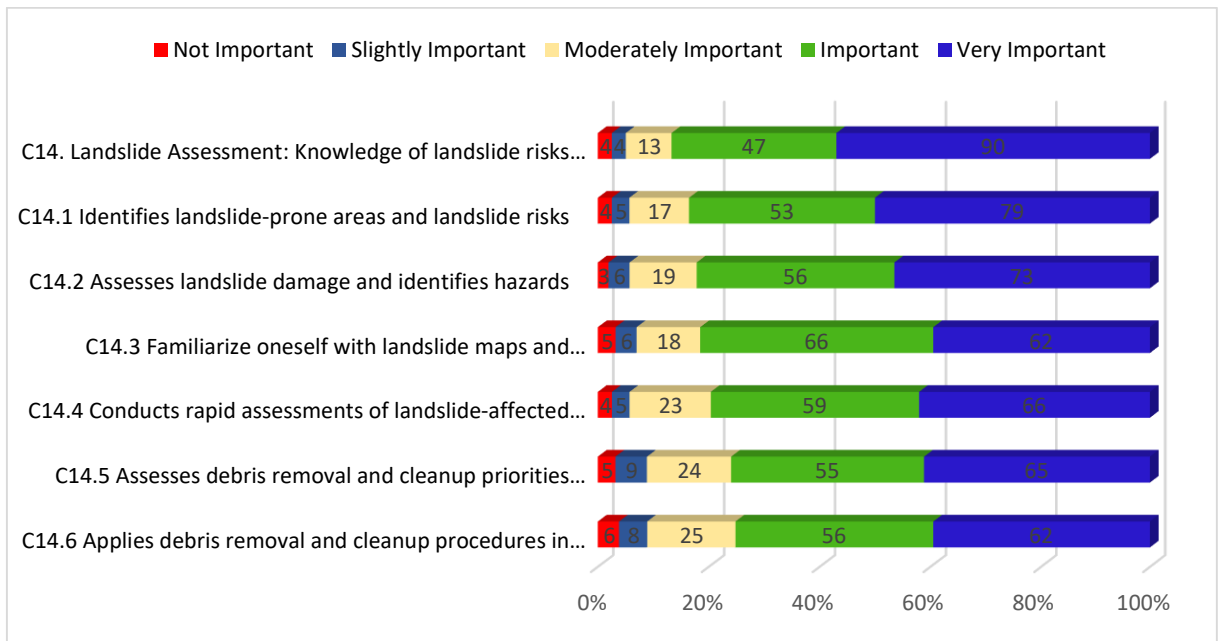
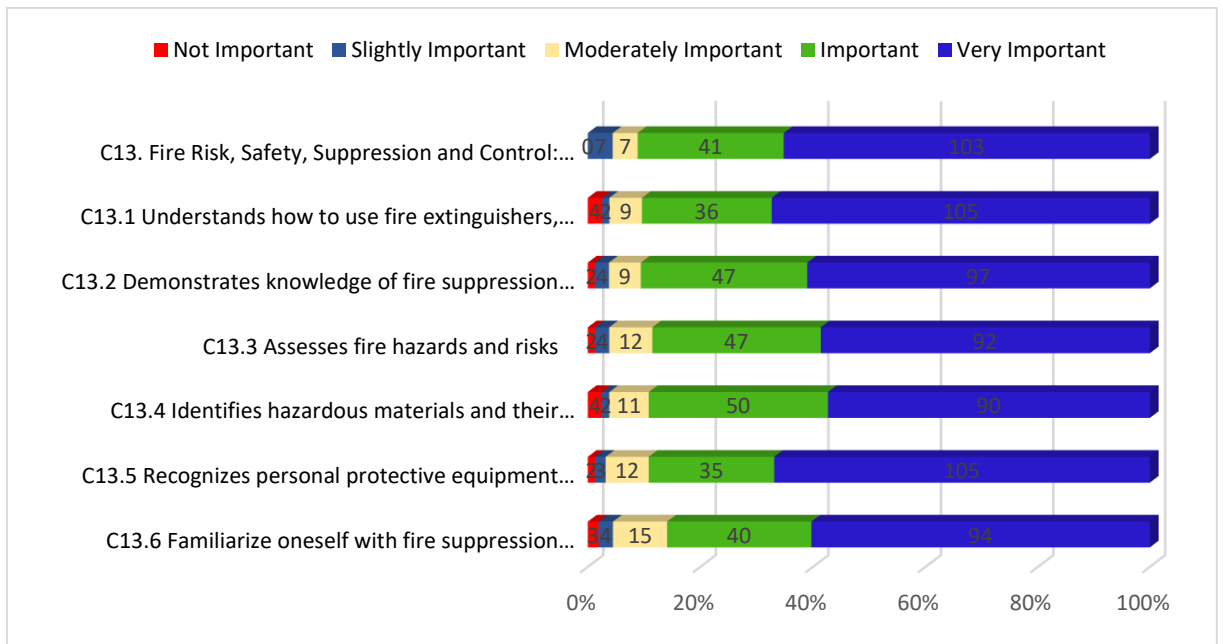












5. Conclusion

Within the scope of this questionnaire, 33 questions were prepared by the experts among the project partners. It started with some personal information (gender, age, seniority etc.), followed with likert type questions, and comment questions to express the opinion for each main competence and its sub competences. There are five options in each likert question: not important, slightly important, moderately important, important and very important.

A total of 159 people were surveyed in 4 countries (Türkiye, Greece, Georgia and Italy). The 62% respondents were male and 38% of them were female. Their ages are mostly between 36-50 with 39%. There were 25% respondents between the ages of 26-35 and 20% of them are >50. The participation

rate of experienced volunteers and trainers were 64% and 39%, respectively. Their experiences were mostly around 5 years with 34%, followed by between 6-10 years with 22% and 11-15 years with 21%.

The comparison of 4 countries questionnaires results for each competences and its sub-competences were given in Table 1. The results of likert questions for each country and overall results (shown with blue bars as average) can be clearly seen and compared from this table.

Additionally, the summary of the overall questionnaire results for each competence and its sub-competences were summarized in Table 2. For all competences and their related sub-competences, the sum of “not important” (between 0 - 4 %) and “slightly important” (between 1 - 8%) results were smaller than 6%, while the sum of “important” (between 11 – 38%) and “very important” (between 38 – 72%) results were higher than 81%. These results indicate that each competence and its sub-competences are necessary for volunteers.

Given the results, it is observed that some of the sub-competencies were not perceived and rated as important as others in the competency list by the respondents. An evaluation based on the sum of “not important”, “slightly important”, and “moderately important” and expert opinions were used to decide relative importance. Accordingly, the following sub-competencies can be removed from their respective main competencies given the fact that their relative importance is lower compared to other sub-competencies. They are C1.2, C2.3, C3.4, C4.2, C5.2, C5.3, C6.1, C6.2, C7.3, C8.3, C9.3, C10.4, C11.3, C12.3, C13.6, C14.5, and 14.6. On the other hand, some important content of these sub-competencies can be presented under other sub-competencies. Table 2 provides the revised version of competences and sub-competences.

References

Italian National Report, 2023.

Greek National Report, 2023.

Georgian National Report, 2023

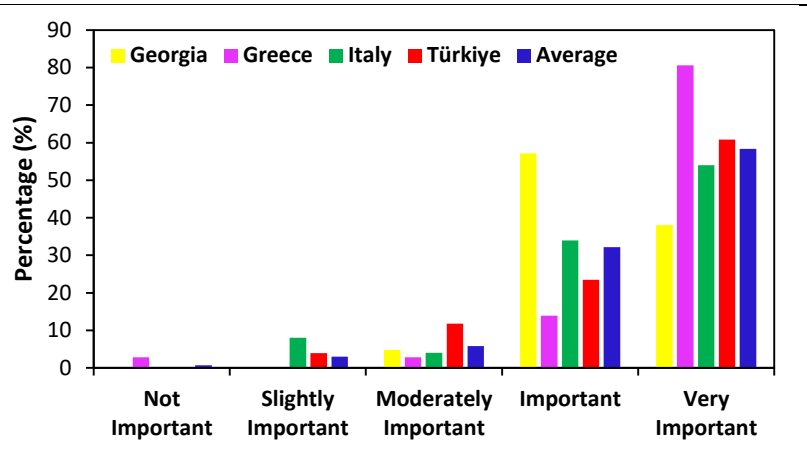
Turkish National Report, 2023.

Appendix

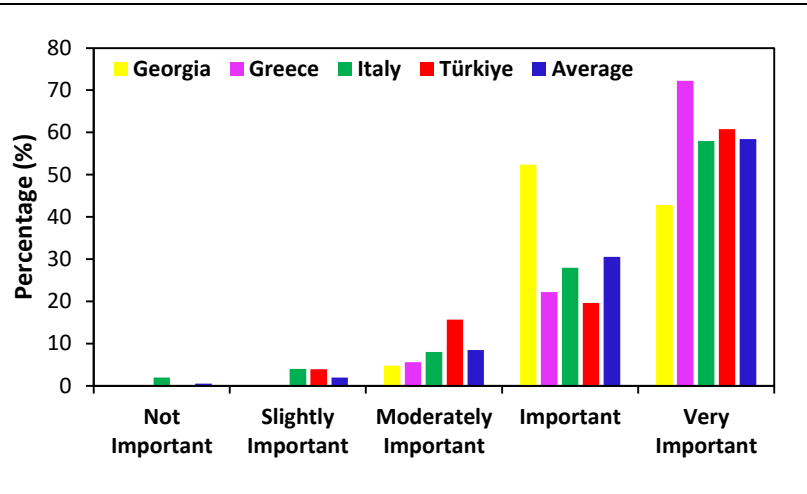
Table 1. Comparison of 4 countries questionnaire results for each competence and its sub-competencies

Competences	Comparison Graphs																																				
C1. Disaster Management: Understanding of the principles, methods, and tools for disaster management, including disaster risk reduction, emergency response, and recovery.	<table border="1"> <caption>Data for C1 Comparison Graph</caption> <thead> <tr> <th>Importance Level</th> <th>Georgia (%)</th> <th>Greece (%)</th> <th>Italy (%)</th> <th>Türkiye (%)</th> <th>Average (%)</th> </tr> </thead> <tbody> <tr> <td>Not Important</td> <td>0</td> <td>0</td> <td>0</td> <td>0</td> <td>0</td> </tr> <tr> <td>Slightly Important</td> <td>0</td> <td>0</td> <td>5</td> <td>3</td> <td>2</td> </tr> <tr> <td>Moderately Important</td> <td>0</td> <td>0</td> <td>2</td> <td>7</td> <td>2</td> </tr> <tr> <td>Important</td> <td>52</td> <td>8</td> <td>28</td> <td>21</td> <td>28</td> </tr> <tr> <td>Very Important</td> <td>48</td> <td>92</td> <td>65</td> <td>67</td> <td>68</td> </tr> </tbody> </table>	Importance Level	Georgia (%)	Greece (%)	Italy (%)	Türkiye (%)	Average (%)	Not Important	0	0	0	0	0	Slightly Important	0	0	5	3	2	Moderately Important	0	0	2	7	2	Important	52	8	28	21	28	Very Important	48	92	65	67	68
Importance Level	Georgia (%)	Greece (%)	Italy (%)	Türkiye (%)	Average (%)																																
Not Important	0	0	0	0	0																																
Slightly Important	0	0	5	3	2																																
Moderately Important	0	0	2	7	2																																
Important	52	8	28	21	28																																
Very Important	48	92	65	67	68																																
C1.1 Understands disaster risk management principles and strategies.	<table border="1"> <caption>Data for C1.1 Comparison Graph</caption> <thead> <tr> <th>Importance Level</th> <th>Georgia (%)</th> <th>Greece (%)</th> <th>Italy (%)</th> <th>Türkiye (%)</th> <th>Average (%)</th> </tr> </thead> <tbody> <tr> <td>Not Important</td> <td>0</td> <td>0</td> <td>2</td> <td>0</td> <td>0</td> </tr> <tr> <td>Slightly Important</td> <td>0</td> <td>0</td> <td>4</td> <td>5</td> <td>2</td> </tr> <tr> <td>Moderately Important</td> <td>4</td> <td>0</td> <td>3</td> <td>12</td> <td>5</td> </tr> <tr> <td>Important</td> <td>57</td> <td>25</td> <td>33</td> <td>29</td> <td>36</td> </tr> <tr> <td>Very Important</td> <td>38</td> <td>75</td> <td>57</td> <td>53</td> <td>56</td> </tr> </tbody> </table>	Importance Level	Georgia (%)	Greece (%)	Italy (%)	Türkiye (%)	Average (%)	Not Important	0	0	2	0	0	Slightly Important	0	0	4	5	2	Moderately Important	4	0	3	12	5	Important	57	25	33	29	36	Very Important	38	75	57	53	56
Importance Level	Georgia (%)	Greece (%)	Italy (%)	Türkiye (%)	Average (%)																																
Not Important	0	0	2	0	0																																
Slightly Important	0	0	4	5	2																																
Moderately Important	4	0	3	12	5																																
Important	57	25	33	29	36																																
Very Important	38	75	57	53	56																																
C1.2 Demonstrates knowledge of emergency planning, response, and recovery procedures.	<table border="1"> <caption>Data for C1.2 Comparison Graph</caption> <thead> <tr> <th>Importance Level</th> <th>Georgia (%)</th> <th>Greece (%)</th> <th>Italy (%)</th> <th>Türkiye (%)</th> <th>Average (%)</th> </tr> </thead> <tbody> <tr> <td>Not Important</td> <td>0</td> <td>5</td> <td>2</td> <td>0</td> <td>2</td> </tr> <tr> <td>Slightly Important</td> <td>0</td> <td>0</td> <td>6</td> <td>7</td> <td>3</td> </tr> <tr> <td>Moderately Important</td> <td>5</td> <td>8</td> <td>12</td> <td>14</td> <td>9</td> </tr> <tr> <td>Important</td> <td>62</td> <td>19</td> <td>28</td> <td>25</td> <td>34</td> </tr> <tr> <td>Very Important</td> <td>33</td> <td>67</td> <td>52</td> <td>53</td> <td>51</td> </tr> </tbody> </table>	Importance Level	Georgia (%)	Greece (%)	Italy (%)	Türkiye (%)	Average (%)	Not Important	0	5	2	0	2	Slightly Important	0	0	6	7	3	Moderately Important	5	8	12	14	9	Important	62	19	28	25	34	Very Important	33	67	52	53	51
Importance Level	Georgia (%)	Greece (%)	Italy (%)	Türkiye (%)	Average (%)																																
Not Important	0	5	2	0	2																																
Slightly Important	0	0	6	7	3																																
Moderately Important	5	8	12	14	9																																
Important	62	19	28	25	34																																
Very Important	33	67	52	53	51																																

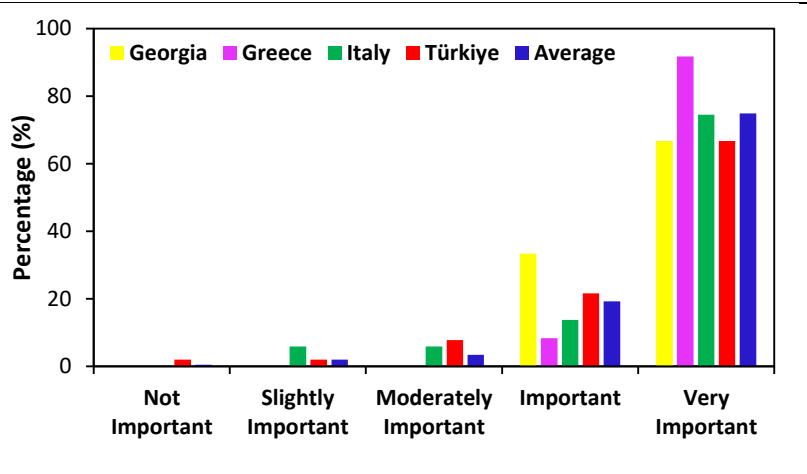
C1.3 Knows how to access and use communication tools and equipment.



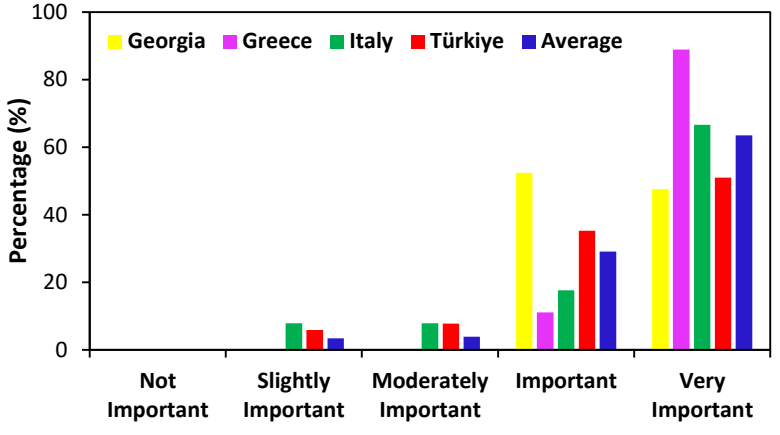
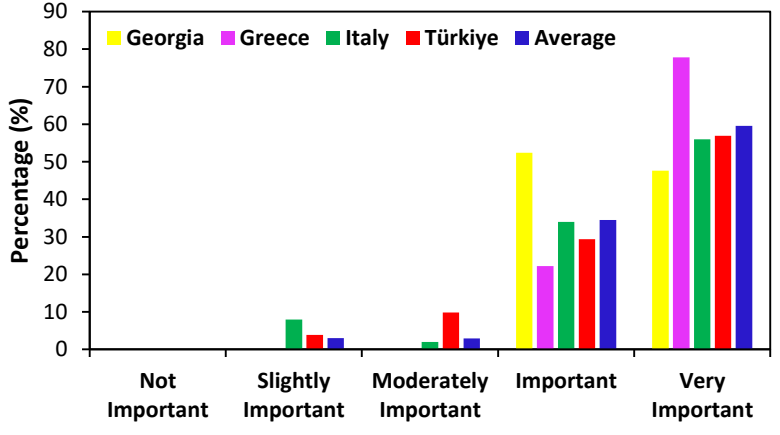
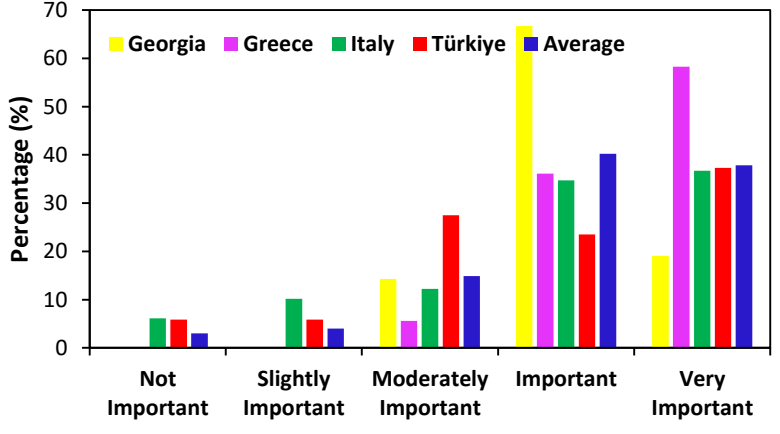
C1.4 Understands the roles and responsibilities of various agencies and organizations involved in disasters.



C2. Safety and Security: Knowledge of safety procedures, equipment, and tools including maintaining a secure and safe environment

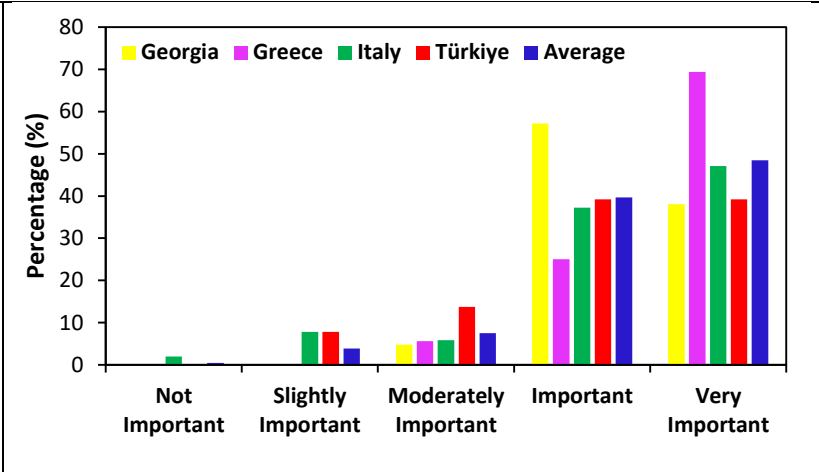


<p>C2.1 Adheres to safety procedures and protocols to ensure personal and team safety.</p>	<p>Bar chart showing the percentage of respondents from Georgia, Greece, Italy, Türkiye, and the Average who rate safety procedures as Not Important, Slightly Important, Moderately Important, Important, or Very Important. The Y-axis represents Percentage (%).</p> <table border="1"> <thead> <tr> <th>Importance Level</th> <th>Georgia (%)</th> <th>Greece (%)</th> <th>Italy (%)</th> <th>Türkiye (%)</th> <th>Average (%)</th> </tr> </thead> <tbody> <tr> <td>Not Important</td> <td>0</td> <td>0</td> <td>2</td> <td>0</td> <td>0</td> </tr> <tr> <td>Slightly Important</td> <td>0</td> <td>0</td> <td>4</td> <td>3</td> <td>2</td> </tr> <tr> <td>Moderately Important</td> <td>0</td> <td>0</td> <td>0</td> <td>8</td> <td>2</td> </tr> <tr> <td>Important</td> <td>42</td> <td>19</td> <td>14</td> <td>16</td> <td>23</td> </tr> <tr> <td>Very Important</td> <td>57</td> <td>80</td> <td>80</td> <td>72</td> <td>72</td> </tr> </tbody> </table>	Importance Level	Georgia (%)	Greece (%)	Italy (%)	Türkiye (%)	Average (%)	Not Important	0	0	2	0	0	Slightly Important	0	0	4	3	2	Moderately Important	0	0	0	8	2	Important	42	19	14	16	23	Very Important	57	80	80	72	72
Importance Level	Georgia (%)	Greece (%)	Italy (%)	Türkiye (%)	Average (%)																																
Not Important	0	0	2	0	0																																
Slightly Important	0	0	4	3	2																																
Moderately Important	0	0	0	8	2																																
Important	42	19	14	16	23																																
Very Important	57	80	80	72	72																																
<p>C2.2 Understands the importance of maintaining a secure and safe environment during disaster response activities.</p>	<p>Bar chart showing the percentage of respondents from Georgia, Greece, Italy, Türkiye, and the Average who rate maintaining a secure and safe environment as Not Important, Slightly Important, Moderately Important, Important, or Very Important. The Y-axis represents Percentage (%).</p> <table border="1"> <thead> <tr> <th>Importance Level</th> <th>Georgia (%)</th> <th>Greece (%)</th> <th>Italy (%)</th> <th>Türkiye (%)</th> <th>Average (%)</th> </tr> </thead> <tbody> <tr> <td>Not Important</td> <td>0</td> <td>0</td> <td>0</td> <td>0</td> <td>0</td> </tr> <tr> <td>Slightly Important</td> <td>0</td> <td>0</td> <td>8</td> <td>2</td> <td>2</td> </tr> <tr> <td>Moderately Important</td> <td>0</td> <td>0</td> <td>2</td> <td>7</td> <td>2</td> </tr> <tr> <td>Important</td> <td>48</td> <td>22</td> <td>30</td> <td>19</td> <td>30</td> </tr> <tr> <td>Very Important</td> <td>52</td> <td>78</td> <td>60</td> <td>70</td> <td>65</td> </tr> </tbody> </table>	Importance Level	Georgia (%)	Greece (%)	Italy (%)	Türkiye (%)	Average (%)	Not Important	0	0	0	0	0	Slightly Important	0	0	8	2	2	Moderately Important	0	0	2	7	2	Important	48	22	30	19	30	Very Important	52	78	60	70	65
Importance Level	Georgia (%)	Greece (%)	Italy (%)	Türkiye (%)	Average (%)																																
Not Important	0	0	0	0	0																																
Slightly Important	0	0	8	2	2																																
Moderately Important	0	0	2	7	2																																
Important	48	22	30	19	30																																
Very Important	52	78	60	70	65																																
<p>C2.3 Demonstrates knowledge of the proper use and maintenance of personal protective equipment.</p>	<p>Bar chart showing the percentage of respondents from Georgia, Greece, Italy, Türkiye, and the Average who rate knowledge of the proper use and maintenance of personal protective equipment as Not Important, Slightly Important, Moderately Important, Important, or Very Important. The Y-axis represents Percentage (%).</p> <table border="1"> <thead> <tr> <th>Importance Level</th> <th>Georgia (%)</th> <th>Greece (%)</th> <th>Italy (%)</th> <th>Türkiye (%)</th> <th>Average (%)</th> </tr> </thead> <tbody> <tr> <td>Not Important</td> <td>0</td> <td>0</td> <td>2</td> <td>0</td> <td>0</td> </tr> <tr> <td>Slightly Important</td> <td>0</td> <td>0</td> <td>6</td> <td>4</td> <td>2</td> </tr> <tr> <td>Moderately Important</td> <td>10</td> <td>8</td> <td>2</td> <td>10</td> <td>7</td> </tr> <tr> <td>Important</td> <td>33</td> <td>8</td> <td>18</td> <td>21</td> <td>20</td> </tr> <tr> <td>Very Important</td> <td>57</td> <td>82</td> <td>71</td> <td>64</td> <td>69</td> </tr> </tbody> </table>	Importance Level	Georgia (%)	Greece (%)	Italy (%)	Türkiye (%)	Average (%)	Not Important	0	0	2	0	0	Slightly Important	0	0	6	4	2	Moderately Important	10	8	2	10	7	Important	33	8	18	21	20	Very Important	57	82	71	64	69
Importance Level	Georgia (%)	Greece (%)	Italy (%)	Türkiye (%)	Average (%)																																
Not Important	0	0	2	0	0																																
Slightly Important	0	0	6	4	2																																
Moderately Important	10	8	2	10	7																																
Important	33	8	18	21	20																																
Very Important	57	82	71	64	69																																

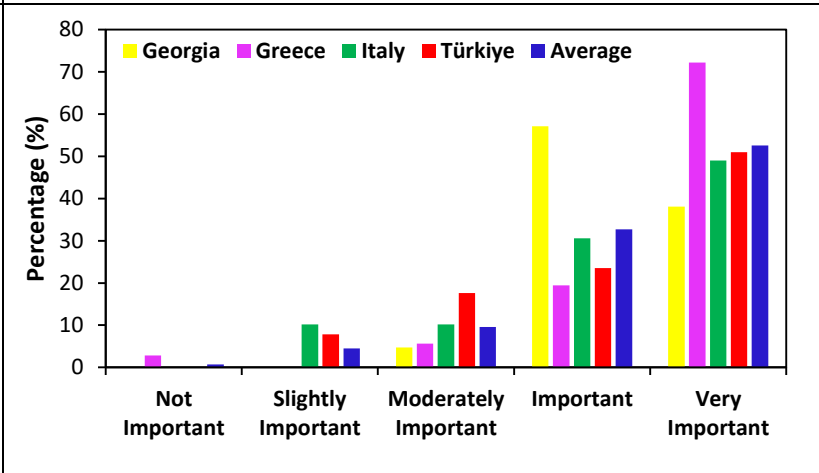
<p>C3. Teamwork and Collaboration: Understanding of the importance of working collaboratively with diverse teams</p>	 <table border="1"> <caption>Data for C3. Teamwork and Collaboration: Understanding of the importance of working collaboratively with diverse teams</caption> <thead> <tr> <th>Importance Level</th> <th>Georgia (%)</th> <th>Greece (%)</th> <th>Italy (%)</th> <th>Türkiye (%)</th> <th>Average (%)</th> </tr> </thead> <tbody> <tr> <td>Not Important</td> <td>0</td> <td>0</td> <td>0</td> <td>0</td> <td>0</td> </tr> <tr> <td>Slightly Important</td> <td>0</td> <td>0</td> <td>8</td> <td>6</td> <td>3</td> </tr> <tr> <td>Moderately Important</td> <td>0</td> <td>0</td> <td>8</td> <td>8</td> <td>4</td> </tr> <tr> <td>Important</td> <td>52</td> <td>11</td> <td>18</td> <td>35</td> <td>29</td> </tr> <tr> <td>Very Important</td> <td>48</td> <td>88</td> <td>67</td> <td>51</td> <td>64</td> </tr> </tbody> </table>	Importance Level	Georgia (%)	Greece (%)	Italy (%)	Türkiye (%)	Average (%)	Not Important	0	0	0	0	0	Slightly Important	0	0	8	6	3	Moderately Important	0	0	8	8	4	Important	52	11	18	35	29	Very Important	48	88	67	51	64
Importance Level	Georgia (%)	Greece (%)	Italy (%)	Türkiye (%)	Average (%)																																
Not Important	0	0	0	0	0																																
Slightly Important	0	0	8	6	3																																
Moderately Important	0	0	8	8	4																																
Important	52	11	18	35	29																																
Very Important	48	88	67	51	64																																
<p>C3.1 Demonstrates effective communication skills and the ability to work well with others.</p>	 <table border="1"> <caption>Data for C3.1 Demonstrates effective communication skills and the ability to work well with others.</caption> <thead> <tr> <th>Importance Level</th> <th>Georgia (%)</th> <th>Greece (%)</th> <th>Italy (%)</th> <th>Türkiye (%)</th> <th>Average (%)</th> </tr> </thead> <tbody> <tr> <td>Not Important</td> <td>0</td> <td>0</td> <td>0</td> <td>0</td> <td>0</td> </tr> <tr> <td>Slightly Important</td> <td>0</td> <td>0</td> <td>8</td> <td>4</td> <td>3</td> </tr> <tr> <td>Moderately Important</td> <td>0</td> <td>0</td> <td>2</td> <td>10</td> <td>3</td> </tr> <tr> <td>Important</td> <td>52</td> <td>22</td> <td>34</td> <td>29</td> <td>35</td> </tr> <tr> <td>Very Important</td> <td>48</td> <td>78</td> <td>56</td> <td>57</td> <td>60</td> </tr> </tbody> </table>	Importance Level	Georgia (%)	Greece (%)	Italy (%)	Türkiye (%)	Average (%)	Not Important	0	0	0	0	0	Slightly Important	0	0	8	4	3	Moderately Important	0	0	2	10	3	Important	52	22	34	29	35	Very Important	48	78	56	57	60
Importance Level	Georgia (%)	Greece (%)	Italy (%)	Türkiye (%)	Average (%)																																
Not Important	0	0	0	0	0																																
Slightly Important	0	0	8	4	3																																
Moderately Important	0	0	2	10	3																																
Important	52	22	34	29	35																																
Very Important	48	78	56	57	60																																
<p>C3.2 Understands the importance of working collaboratively with diverse teams in high-stress environments.</p>	 <table border="1"> <caption>Data for C3.2 Understands the importance of working collaboratively with diverse teams in high-stress environments.</caption> <thead> <tr> <th>Importance Level</th> <th>Georgia (%)</th> <th>Greece (%)</th> <th>Italy (%)</th> <th>Türkiye (%)</th> <th>Average (%)</th> </tr> </thead> <tbody> <tr> <td>Not Important</td> <td>0</td> <td>0</td> <td>6</td> <td>6</td> <td>3</td> </tr> <tr> <td>Slightly Important</td> <td>0</td> <td>0</td> <td>10</td> <td>6</td> <td>4</td> </tr> <tr> <td>Moderately Important</td> <td>14</td> <td>6</td> <td>12</td> <td>28</td> <td>15</td> </tr> <tr> <td>Important</td> <td>67</td> <td>36</td> <td>35</td> <td>24</td> <td>40</td> </tr> <tr> <td>Very Important</td> <td>19</td> <td>58</td> <td>37</td> <td>37</td> <td>38</td> </tr> </tbody> </table>	Importance Level	Georgia (%)	Greece (%)	Italy (%)	Türkiye (%)	Average (%)	Not Important	0	0	6	6	3	Slightly Important	0	0	10	6	4	Moderately Important	14	6	12	28	15	Important	67	36	35	24	40	Very Important	19	58	37	37	38
Importance Level	Georgia (%)	Greece (%)	Italy (%)	Türkiye (%)	Average (%)																																
Not Important	0	0	6	6	3																																
Slightly Important	0	0	10	6	4																																
Moderately Important	14	6	12	28	15																																
Important	67	36	35	24	40																																
Very Important	19	58	37	37	38																																

<p>C3.3 Exhibits flexibility and adaptability in changing situations.</p>	<table border="1"> <caption>Data for C3.3: Exhibits flexibility and adaptability in changing situations</caption> <thead> <tr> <th>Importance Level</th> <th>Georgia (%)</th> <th>Greece (%)</th> <th>Italy (%)</th> <th>Türkiye (%)</th> <th>Average (%)</th> </tr> </thead> <tbody> <tr> <td>Not Important</td> <td>0</td> <td>2</td> <td>1</td> <td>0</td> <td>0</td> </tr> <tr> <td>Slightly Important</td> <td>0</td> <td>0</td> <td>5</td> <td>3</td> <td>2</td> </tr> <tr> <td>Moderately Important</td> <td>0</td> <td>0</td> <td>5</td> <td>17</td> <td>5</td> </tr> <tr> <td>Important</td> <td>61</td> <td>30</td> <td>23</td> <td>19</td> <td>34</td> </tr> <tr> <td>Very Important</td> <td>38</td> <td>66</td> <td>61</td> <td>58</td> <td>56</td> </tr> </tbody> </table>	Importance Level	Georgia (%)	Greece (%)	Italy (%)	Türkiye (%)	Average (%)	Not Important	0	2	1	0	0	Slightly Important	0	0	5	3	2	Moderately Important	0	0	5	17	5	Important	61	30	23	19	34	Very Important	38	66	61	58	56
Importance Level	Georgia (%)	Greece (%)	Italy (%)	Türkiye (%)	Average (%)																																
Not Important	0	2	1	0	0																																
Slightly Important	0	0	5	3	2																																
Moderately Important	0	0	5	17	5																																
Important	61	30	23	19	34																																
Very Important	38	66	61	58	56																																
<p>C3.4 Supports and encourages team members to reach common goals.</p>	<table border="1"> <caption>Data for C3.4: Supports and encourages team members to reach common goals</caption> <thead> <tr> <th>Importance Level</th> <th>Georgia (%)</th> <th>Greece (%)</th> <th>Italy (%)</th> <th>Türkiye (%)</th> <th>Average (%)</th> </tr> </thead> <tbody> <tr> <td>Not Important</td> <td>0</td> <td>0</td> <td>0</td> <td>0</td> <td>0</td> </tr> <tr> <td>Slightly Important</td> <td>0</td> <td>0</td> <td>7</td> <td>5</td> <td>3</td> </tr> <tr> <td>Moderately Important</td> <td>0</td> <td>2</td> <td>15</td> <td>15</td> <td>8</td> </tr> <tr> <td>Important</td> <td>61</td> <td>25</td> <td>20</td> <td>23</td> <td>32</td> </tr> <tr> <td>Very Important</td> <td>37</td> <td>71</td> <td>55</td> <td>54</td> <td>54</td> </tr> </tbody> </table>	Importance Level	Georgia (%)	Greece (%)	Italy (%)	Türkiye (%)	Average (%)	Not Important	0	0	0	0	0	Slightly Important	0	0	7	5	3	Moderately Important	0	2	15	15	8	Important	61	25	20	23	32	Very Important	37	71	55	54	54
Importance Level	Georgia (%)	Greece (%)	Italy (%)	Türkiye (%)	Average (%)																																
Not Important	0	0	0	0	0																																
Slightly Important	0	0	7	5	3																																
Moderately Important	0	2	15	15	8																																
Important	61	25	20	23	32																																
Very Important	37	71	55	54	54																																
<p>C4. Assessment and Evaluation: Using all means to determine immediate and ongoing needs in disaster area</p>	<table border="1"> <caption>Data for C4: Assessment and Evaluation: Using all means to determine immediate and ongoing needs in disaster area</caption> <thead> <tr> <th>Importance Level</th> <th>Georgia (%)</th> <th>Greece (%)</th> <th>Italy (%)</th> <th>Türkiye (%)</th> <th>Average (%)</th> </tr> </thead> <tbody> <tr> <td>Not Important</td> <td>0</td> <td>0</td> <td>0</td> <td>0</td> <td>0</td> </tr> <tr> <td>Slightly Important</td> <td>0</td> <td>0</td> <td>7</td> <td>5</td> <td>3</td> </tr> <tr> <td>Moderately Important</td> <td>0</td> <td>2</td> <td>5</td> <td>13</td> <td>5</td> </tr> <tr> <td>Important</td> <td>52</td> <td>19</td> <td>32</td> <td>35</td> <td>35</td> </tr> <tr> <td>Very Important</td> <td>47</td> <td>77</td> <td>52</td> <td>44</td> <td>55</td> </tr> </tbody> </table>	Importance Level	Georgia (%)	Greece (%)	Italy (%)	Türkiye (%)	Average (%)	Not Important	0	0	0	0	0	Slightly Important	0	0	7	5	3	Moderately Important	0	2	5	13	5	Important	52	19	32	35	35	Very Important	47	77	52	44	55
Importance Level	Georgia (%)	Greece (%)	Italy (%)	Türkiye (%)	Average (%)																																
Not Important	0	0	0	0	0																																
Slightly Important	0	0	7	5	3																																
Moderately Important	0	2	5	13	5																																
Important	52	19	32	35	35																																
Very Important	47	77	52	44	55																																

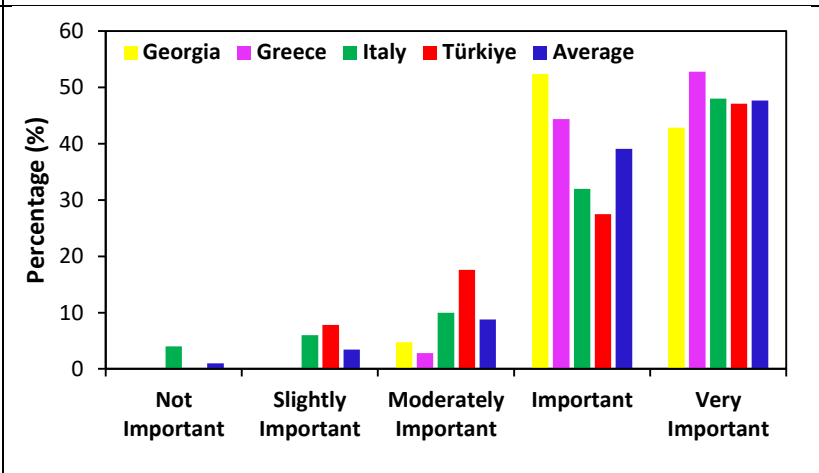
C4.1 Demonstrates the ability to assess the immediate and ongoing needs of disaster-affected populations.



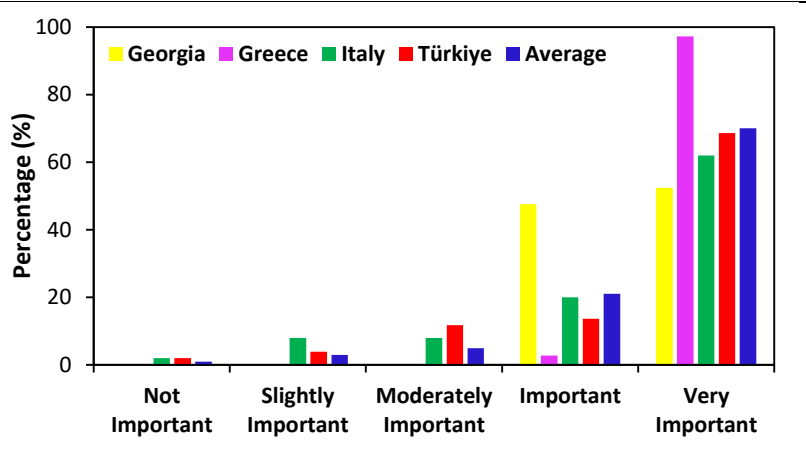
C4.2 Uses appropriate tools and techniques to gather data for needs assessments.



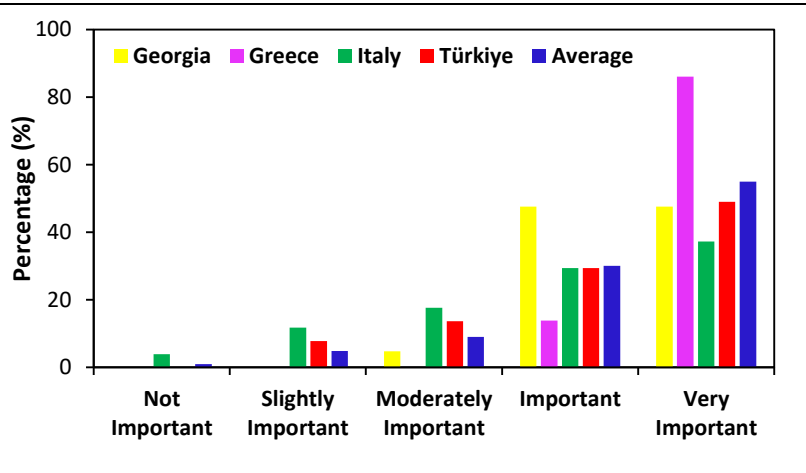
C4.3 Uses data and feedback to inform decision-making and planning for disaster response activities.



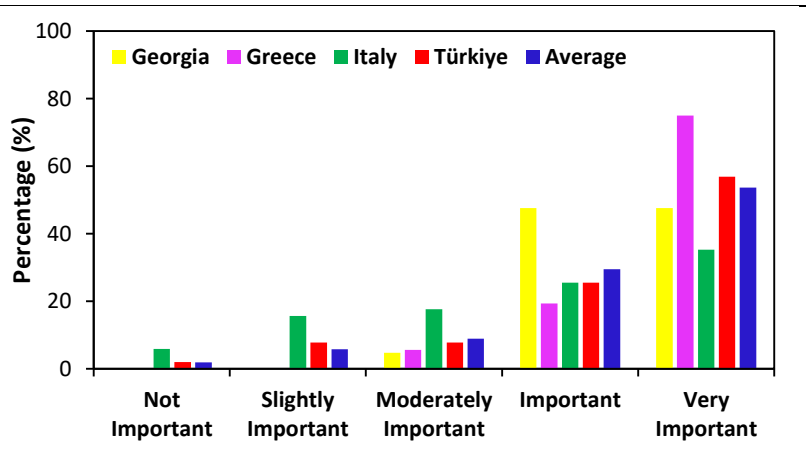
C5. First Aid: Knowledge of basic first aid techniques, including CPR, wound care, and trauma management. This includes the ability to recognize and respond to life-threatening emergencies.



C5.1 Practice first aid and emergency medical techniques



C5.2 Recognizes medical equipment and supplies



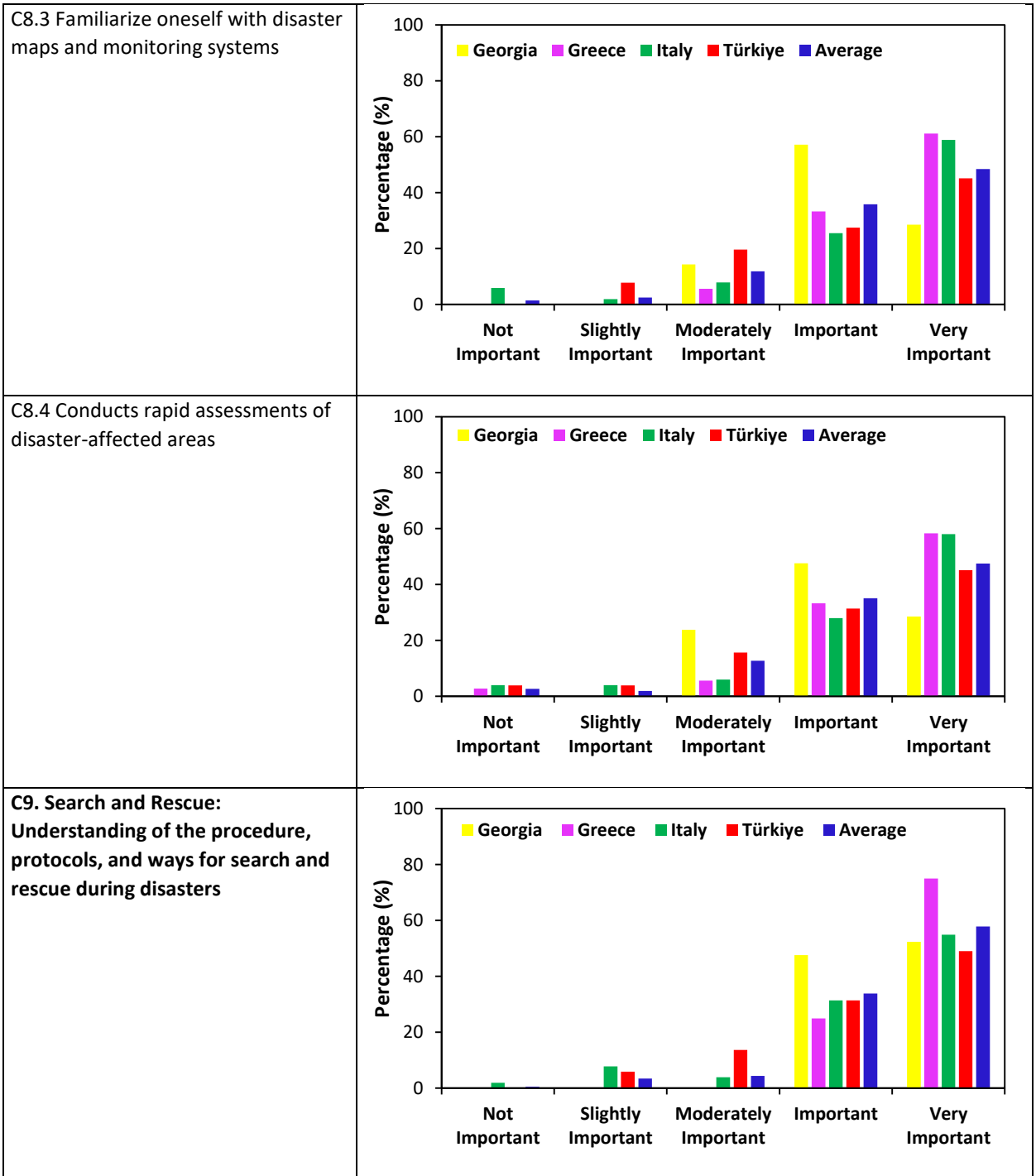
<p>C5.3 Assesses injuries and provide appropriate action</p>	<p>Bar chart showing the percentage of respondents for C5.3 across five importance levels. The Y-axis is Percentage (%). The X-axis categories are Not Important, Slightly Important, Moderately Important, Important, and Very Important. The legend includes Georgia (yellow), Greece (magenta), Italy (green), Türkiye (red), and Average (blue).</p> <table border="1"> <thead> <tr> <th>Importance Level</th> <th>Georgia (%)</th> <th>Greece (%)</th> <th>Italy (%)</th> <th>Türkiye (%)</th> <th>Average (%)</th> </tr> </thead> <tbody> <tr> <td>Not Important</td> <td>0</td> <td>0</td> <td>5</td> <td>0</td> <td>1</td> </tr> <tr> <td>Slightly Important</td> <td>0</td> <td>0</td> <td>12</td> <td>8</td> <td>5</td> </tr> <tr> <td>Moderately Important</td> <td>5</td> <td>0</td> <td>18</td> <td>14</td> <td>10</td> </tr> <tr> <td>Important</td> <td>48</td> <td>14</td> <td>30</td> <td>30</td> <td>30</td> </tr> <tr> <td>Very Important</td> <td>48</td> <td>85</td> <td>38</td> <td>50</td> <td>55</td> </tr> </tbody> </table>	Importance Level	Georgia (%)	Greece (%)	Italy (%)	Türkiye (%)	Average (%)	Not Important	0	0	5	0	1	Slightly Important	0	0	12	8	5	Moderately Important	5	0	18	14	10	Important	48	14	30	30	30	Very Important	48	85	38	50	55
Importance Level	Georgia (%)	Greece (%)	Italy (%)	Türkiye (%)	Average (%)																																
Not Important	0	0	5	0	1																																
Slightly Important	0	0	12	8	5																																
Moderately Important	5	0	18	14	10																																
Important	48	14	30	30	30																																
Very Important	48	85	38	50	55																																
<p>C5.4 Recognizes and responds to life-threatening emergencies.</p>	<p>Bar chart showing the percentage of respondents for C5.4 across five importance levels. The Y-axis is Percentage (%). The X-axis categories are Not Important, Slightly Important, Moderately Important, Important, and Very Important. The legend includes Georgia (yellow), Greece (magenta), Italy (green), Türkiye (red), and Average (blue).</p> <table border="1"> <thead> <tr> <th>Importance Level</th> <th>Georgia (%)</th> <th>Greece (%)</th> <th>Italy (%)</th> <th>Türkiye (%)</th> <th>Average (%)</th> </tr> </thead> <tbody> <tr> <td>Not Important</td> <td>0</td> <td>0</td> <td>2</td> <td>6</td> <td>2</td> </tr> <tr> <td>Slightly Important</td> <td>0</td> <td>0</td> <td>8</td> <td>4</td> <td>3</td> </tr> <tr> <td>Moderately Important</td> <td>0</td> <td>3</td> <td>8</td> <td>10</td> <td>5</td> </tr> <tr> <td>Important</td> <td>52</td> <td>18</td> <td>15</td> <td>18</td> <td>25</td> </tr> <tr> <td>Very Important</td> <td>48</td> <td>80</td> <td>68</td> <td>62</td> <td>65</td> </tr> </tbody> </table>	Importance Level	Georgia (%)	Greece (%)	Italy (%)	Türkiye (%)	Average (%)	Not Important	0	0	2	6	2	Slightly Important	0	0	8	4	3	Moderately Important	0	3	8	10	5	Important	52	18	15	18	25	Very Important	48	80	68	62	65
Importance Level	Georgia (%)	Greece (%)	Italy (%)	Türkiye (%)	Average (%)																																
Not Important	0	0	2	6	2																																
Slightly Important	0	0	8	4	3																																
Moderately Important	0	3	8	10	5																																
Important	52	18	15	18	25																																
Very Important	48	80	68	62	65																																
<p>C6. Cultural Competence: Knowledge and sensitivity to cultural differences and diversity</p>	<p>Bar chart showing the percentage of respondents for C6 across five importance levels. The Y-axis is Percentage (%). The X-axis categories are Not Important, Slightly Important, Moderately Important, Important, and Very Important. The legend includes Georgia (yellow), Greece (magenta), Italy (green), Türkiye (red), and Average (blue).</p> <table border="1"> <thead> <tr> <th>Importance Level</th> <th>Georgia (%)</th> <th>Greece (%)</th> <th>Italy (%)</th> <th>Türkiye (%)</th> <th>Average (%)</th> </tr> </thead> <tbody> <tr> <td>Not Important</td> <td>0</td> <td>0</td> <td>2</td> <td>2</td> <td>1</td> </tr> <tr> <td>Slightly Important</td> <td>0</td> <td>0</td> <td>10</td> <td>10</td> <td>5</td> </tr> <tr> <td>Moderately Important</td> <td>0</td> <td>5</td> <td>18</td> <td>22</td> <td>12</td> </tr> <tr> <td>Important</td> <td>48</td> <td>20</td> <td>33</td> <td>28</td> <td>32</td> </tr> <tr> <td>Very Important</td> <td>52</td> <td>75</td> <td>38</td> <td>38</td> <td>50</td> </tr> </tbody> </table>	Importance Level	Georgia (%)	Greece (%)	Italy (%)	Türkiye (%)	Average (%)	Not Important	0	0	2	2	1	Slightly Important	0	0	10	10	5	Moderately Important	0	5	18	22	12	Important	48	20	33	28	32	Very Important	52	75	38	38	50
Importance Level	Georgia (%)	Greece (%)	Italy (%)	Türkiye (%)	Average (%)																																
Not Important	0	0	2	2	1																																
Slightly Important	0	0	10	10	5																																
Moderately Important	0	5	18	22	12																																
Important	48	20	33	28	32																																
Very Important	52	75	38	38	50																																

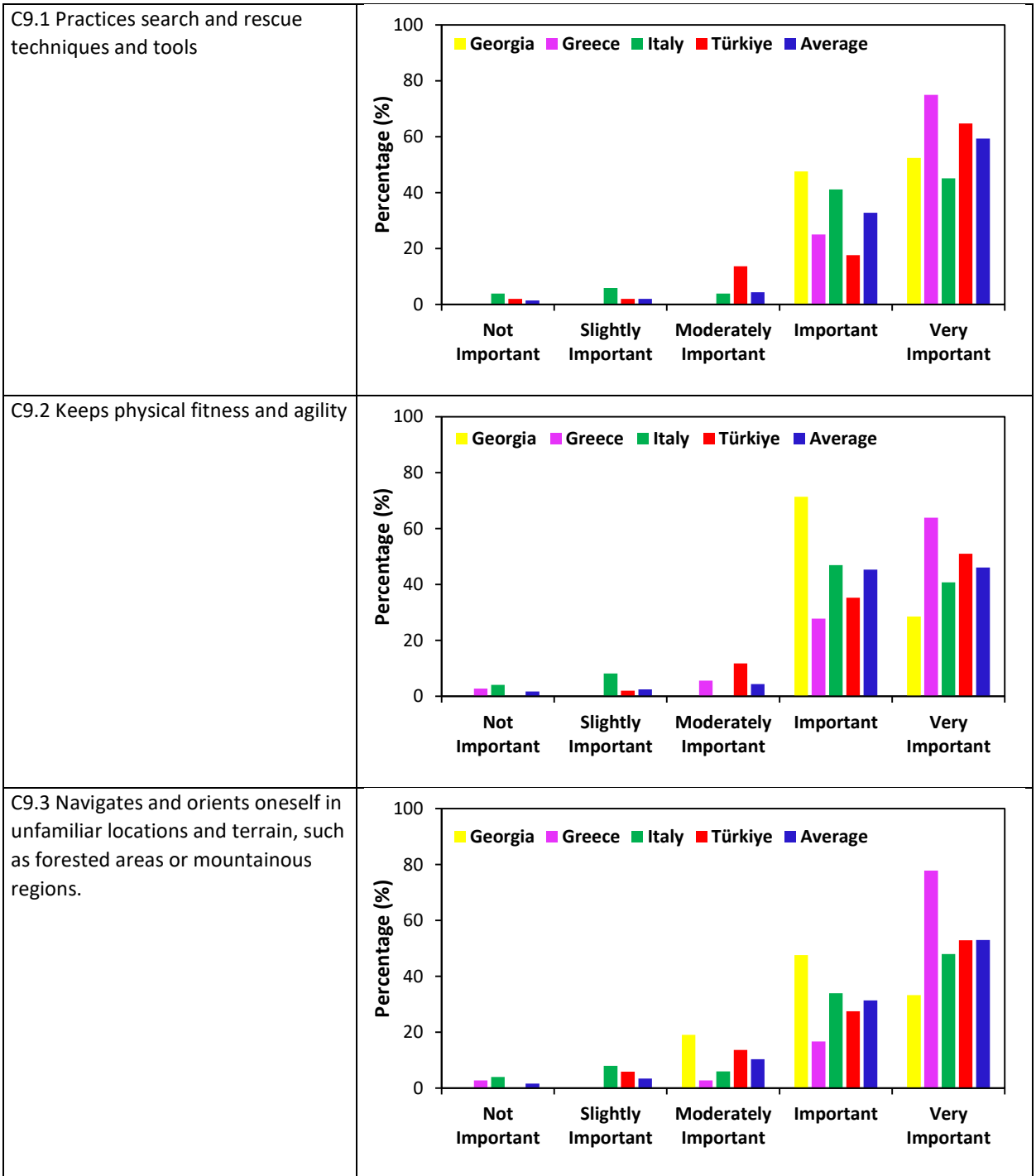
<p>C6.1 Demonstrates knowledge and sensitivity to cultural differences and diversity.</p>	<p>Bar chart showing the percentage of respondents from Georgia, Greece, Italy, Türkiye, and the Average who rate the statement as Not Important, Slightly Important, Moderately Important, Important, or Very Important. The Y-axis represents Percentage (%).</p> <table border="1"> <thead> <tr> <th>Importance Level</th> <th>Georgia (%)</th> <th>Greece (%)</th> <th>Italy (%)</th> <th>Türkiye (%)</th> <th>Average (%)</th> </tr> </thead> <tbody> <tr> <td>Not Important</td> <td>0</td> <td>0</td> <td>2</td> <td>2</td> <td>1</td> </tr> <tr> <td>Slightly Important</td> <td>0</td> <td>0</td> <td>10</td> <td>3</td> <td>3</td> </tr> <tr> <td>Moderately Important</td> <td>5</td> <td>8</td> <td>18</td> <td>28</td> <td>15</td> </tr> <tr> <td>Important</td> <td>38</td> <td>28</td> <td>39</td> <td>33</td> <td>35</td> </tr> <tr> <td>Very Important</td> <td>57</td> <td>64</td> <td>31</td> <td>33</td> <td>47</td> </tr> </tbody> </table>	Importance Level	Georgia (%)	Greece (%)	Italy (%)	Türkiye (%)	Average (%)	Not Important	0	0	2	2	1	Slightly Important	0	0	10	3	3	Moderately Important	5	8	18	28	15	Important	38	28	39	33	35	Very Important	57	64	31	33	47
Importance Level	Georgia (%)	Greece (%)	Italy (%)	Türkiye (%)	Average (%)																																
Not Important	0	0	2	2	1																																
Slightly Important	0	0	10	3	3																																
Moderately Important	5	8	18	28	15																																
Important	38	28	39	33	35																																
Very Important	57	64	31	33	47																																
<p>C6.2 Understands how cultural factors can impact disaster response activities.</p>	<p>Bar chart showing the percentage of respondents from Georgia, Greece, Italy, Türkiye, and the Average who rate the statement as Not Important, Slightly Important, Moderately Important, Important, or Very Important. The Y-axis represents Percentage (%).</p> <table border="1"> <thead> <tr> <th>Importance Level</th> <th>Georgia (%)</th> <th>Greece (%)</th> <th>Italy (%)</th> <th>Türkiye (%)</th> <th>Average (%)</th> </tr> </thead> <tbody> <tr> <td>Not Important</td> <td>0</td> <td>3</td> <td>0</td> <td>2</td> <td>1</td> </tr> <tr> <td>Slightly Important</td> <td>0</td> <td>0</td> <td>14</td> <td>4</td> <td>4</td> </tr> <tr> <td>Moderately Important</td> <td>5</td> <td>8</td> <td>14</td> <td>24</td> <td>13</td> </tr> <tr> <td>Important</td> <td>48</td> <td>22</td> <td>31</td> <td>28</td> <td>32</td> </tr> <tr> <td>Very Important</td> <td>48</td> <td>67</td> <td>41</td> <td>43</td> <td>50</td> </tr> </tbody> </table>	Importance Level	Georgia (%)	Greece (%)	Italy (%)	Türkiye (%)	Average (%)	Not Important	0	3	0	2	1	Slightly Important	0	0	14	4	4	Moderately Important	5	8	14	24	13	Important	48	22	31	28	32	Very Important	48	67	41	43	50
Importance Level	Georgia (%)	Greece (%)	Italy (%)	Türkiye (%)	Average (%)																																
Not Important	0	3	0	2	1																																
Slightly Important	0	0	14	4	4																																
Moderately Important	5	8	14	24	13																																
Important	48	22	31	28	32																																
Very Important	48	67	41	43	50																																
<p>C6.3 Respects cultural practices and customs during disaster response activities.</p>	<p>Bar chart showing the percentage of respondents from Georgia, Greece, Italy, Türkiye, and the Average who rate the statement as Not Important, Slightly Important, Moderately Important, Important, or Very Important. The Y-axis represents Percentage (%).</p> <table border="1"> <thead> <tr> <th>Importance Level</th> <th>Georgia (%)</th> <th>Greece (%)</th> <th>Italy (%)</th> <th>Türkiye (%)</th> <th>Average (%)</th> </tr> </thead> <tbody> <tr> <td>Not Important</td> <td>0</td> <td>0</td> <td>4</td> <td>2</td> <td>1</td> </tr> <tr> <td>Slightly Important</td> <td>0</td> <td>0</td> <td>12</td> <td>6</td> <td>4</td> </tr> <tr> <td>Moderately Important</td> <td>5</td> <td>4</td> <td>14</td> <td>20</td> <td>10</td> </tr> <tr> <td>Important</td> <td>62</td> <td>36</td> <td>35</td> <td>26</td> <td>40</td> </tr> <tr> <td>Very Important</td> <td>33</td> <td>61</td> <td>35</td> <td>48</td> <td>44</td> </tr> </tbody> </table>	Importance Level	Georgia (%)	Greece (%)	Italy (%)	Türkiye (%)	Average (%)	Not Important	0	0	4	2	1	Slightly Important	0	0	12	6	4	Moderately Important	5	4	14	20	10	Important	62	36	35	26	40	Very Important	33	61	35	48	44
Importance Level	Georgia (%)	Greece (%)	Italy (%)	Türkiye (%)	Average (%)																																
Not Important	0	0	4	2	1																																
Slightly Important	0	0	12	6	4																																
Moderately Important	5	4	14	20	10																																
Important	62	36	35	26	40																																
Very Important	33	61	35	48	44																																

<p>C6.4 Works with diverse communities in disaster areas</p>	<table border="1"> <caption>Data for C6.4: Works with diverse communities in disaster areas</caption> <thead> <tr> <th>Importance Level</th> <th>Georgia (%)</th> <th>Greece (%)</th> <th>Italy (%)</th> <th>Türkiye (%)</th> <th>Average (%)</th> </tr> </thead> <tbody> <tr> <td>Not Important</td> <td>0</td> <td>0</td> <td>2</td> <td>2</td> <td>1</td> </tr> <tr> <td>Slightly Important</td> <td>0</td> <td>0</td> <td>6</td> <td>3</td> <td>2</td> </tr> <tr> <td>Moderately Important</td> <td>5</td> <td>6</td> <td>4</td> <td>20</td> <td>10</td> </tr> <tr> <td>Important</td> <td>62</td> <td>25</td> <td>49</td> <td>33</td> <td>42</td> </tr> <tr> <td>Very Important</td> <td>33</td> <td>70</td> <td>39</td> <td>41</td> <td>46</td> </tr> </tbody> </table>	Importance Level	Georgia (%)	Greece (%)	Italy (%)	Türkiye (%)	Average (%)	Not Important	0	0	2	2	1	Slightly Important	0	0	6	3	2	Moderately Important	5	6	4	20	10	Important	62	25	49	33	42	Very Important	33	70	39	41	46
Importance Level	Georgia (%)	Greece (%)	Italy (%)	Türkiye (%)	Average (%)																																
Not Important	0	0	2	2	1																																
Slightly Important	0	0	6	3	2																																
Moderately Important	5	6	4	20	10																																
Important	62	25	49	33	42																																
Very Important	33	70	39	41	46																																
<p>C7. Leadership: Ability to work effectively in teams and lead others in disaster situations.</p>	<table border="1"> <caption>Data for C7: Leadership: Ability to work effectively in teams and lead others in disaster situations.</caption> <thead> <tr> <th>Importance Level</th> <th>Georgia (%)</th> <th>Greece (%)</th> <th>Italy (%)</th> <th>Türkiye (%)</th> <th>Average (%)</th> </tr> </thead> <tbody> <tr> <td>Not Important</td> <td>0</td> <td>0</td> <td>2</td> <td>0</td> <td>0</td> </tr> <tr> <td>Slightly Important</td> <td>0</td> <td>0</td> <td>6</td> <td>2</td> <td>2</td> </tr> <tr> <td>Moderately Important</td> <td>5</td> <td>8</td> <td>6</td> <td>18</td> <td>10</td> </tr> <tr> <td>Important</td> <td>33</td> <td>20</td> <td>31</td> <td>31</td> <td>29</td> </tr> <tr> <td>Very Important</td> <td>62</td> <td>72</td> <td>55</td> <td>49</td> <td>60</td> </tr> </tbody> </table>	Importance Level	Georgia (%)	Greece (%)	Italy (%)	Türkiye (%)	Average (%)	Not Important	0	0	2	0	0	Slightly Important	0	0	6	2	2	Moderately Important	5	8	6	18	10	Important	33	20	31	31	29	Very Important	62	72	55	49	60
Importance Level	Georgia (%)	Greece (%)	Italy (%)	Türkiye (%)	Average (%)																																
Not Important	0	0	2	0	0																																
Slightly Important	0	0	6	2	2																																
Moderately Important	5	8	6	18	10																																
Important	33	20	31	31	29																																
Very Important	62	72	55	49	60																																
<p>C7.1 Exhibits effective leadership skills in high-stress environments.</p>	<table border="1"> <caption>Data for C7.1: Exhibits effective leadership skills in high-stress environments.</caption> <thead> <tr> <th>Importance Level</th> <th>Georgia (%)</th> <th>Greece (%)</th> <th>Italy (%)</th> <th>Türkiye (%)</th> <th>Average (%)</th> </tr> </thead> <tbody> <tr> <td>Not Important</td> <td>0</td> <td>0</td> <td>2</td> <td>0</td> <td>0</td> </tr> <tr> <td>Slightly Important</td> <td>0</td> <td>0</td> <td>6</td> <td>2</td> <td>2</td> </tr> <tr> <td>Moderately Important</td> <td>5</td> <td>8</td> <td>10</td> <td>15</td> <td>10</td> </tr> <tr> <td>Important</td> <td>38</td> <td>33</td> <td>29</td> <td>31</td> <td>33</td> </tr> <tr> <td>Very Important</td> <td>57</td> <td>58</td> <td>52</td> <td>50</td> <td>54</td> </tr> </tbody> </table>	Importance Level	Georgia (%)	Greece (%)	Italy (%)	Türkiye (%)	Average (%)	Not Important	0	0	2	0	0	Slightly Important	0	0	6	2	2	Moderately Important	5	8	10	15	10	Important	38	33	29	31	33	Very Important	57	58	52	50	54
Importance Level	Georgia (%)	Greece (%)	Italy (%)	Türkiye (%)	Average (%)																																
Not Important	0	0	2	0	0																																
Slightly Important	0	0	6	2	2																																
Moderately Important	5	8	10	15	10																																
Important	38	33	29	31	33																																
Very Important	57	58	52	50	54																																

<p>C7.2 Demonstrates the ability to make decisions quickly and effectively.</p>	<p>Bar chart showing the percentage of respondents for C7.2. The Y-axis is Percentage (%). The X-axis categories are Not Important, Slightly Important, Moderately Important, Important, and Very Important. The legend includes Georgia (yellow), Greece (magenta), Italy (green), Türkiye (red), and Average (blue).</p> <table border="1"> <thead> <tr> <th>Importance Level</th> <th>Georgia (%)</th> <th>Greece (%)</th> <th>Italy (%)</th> <th>Türkiye (%)</th> <th>Average (%)</th> </tr> </thead> <tbody> <tr> <td>Not Important</td> <td>0</td> <td>3</td> <td>6</td> <td>0</td> <td>2</td> </tr> <tr> <td>Slightly Important</td> <td>0</td> <td>0</td> <td>2</td> <td>2</td> <td>1</td> </tr> <tr> <td>Moderately Important</td> <td>5</td> <td>6</td> <td>2</td> <td>12</td> <td>6</td> </tr> <tr> <td>Important</td> <td>52</td> <td>28</td> <td>28</td> <td>28</td> <td>34</td> </tr> <tr> <td>Very Important</td> <td>43</td> <td>64</td> <td>62</td> <td>58</td> <td>56</td> </tr> </tbody> </table>	Importance Level	Georgia (%)	Greece (%)	Italy (%)	Türkiye (%)	Average (%)	Not Important	0	3	6	0	2	Slightly Important	0	0	2	2	1	Moderately Important	5	6	2	12	6	Important	52	28	28	28	34	Very Important	43	64	62	58	56
Importance Level	Georgia (%)	Greece (%)	Italy (%)	Türkiye (%)	Average (%)																																
Not Important	0	3	6	0	2																																
Slightly Important	0	0	2	2	1																																
Moderately Important	5	6	2	12	6																																
Important	52	28	28	28	34																																
Very Important	43	64	62	58	56																																
<p>C7.3 Understands the importance of effective delegation and supervision.</p>	<p>Bar chart showing the percentage of respondents for C7.3. The Y-axis is Percentage (%). The X-axis categories are Not Important, Slightly Important, Moderately Important, Important, and Very Important. The legend includes Georgia (yellow), Greece (magenta), Italy (green), Türkiye (red), and Average (blue).</p> <table border="1"> <thead> <tr> <th>Importance Level</th> <th>Georgia (%)</th> <th>Greece (%)</th> <th>Italy (%)</th> <th>Türkiye (%)</th> <th>Average (%)</th> </tr> </thead> <tbody> <tr> <td>Not Important</td> <td>0</td> <td>2</td> <td>5</td> <td>0</td> <td>2</td> </tr> <tr> <td>Slightly Important</td> <td>0</td> <td>0</td> <td>2</td> <td>2</td> <td>1</td> </tr> <tr> <td>Moderately Important</td> <td>5</td> <td>8</td> <td>7</td> <td>20</td> <td>10</td> </tr> <tr> <td>Important</td> <td>57</td> <td>22</td> <td>20</td> <td>31</td> <td>32</td> </tr> <tr> <td>Very Important</td> <td>38</td> <td>67</td> <td>65</td> <td>45</td> <td>53</td> </tr> </tbody> </table>	Importance Level	Georgia (%)	Greece (%)	Italy (%)	Türkiye (%)	Average (%)	Not Important	0	2	5	0	2	Slightly Important	0	0	2	2	1	Moderately Important	5	8	7	20	10	Important	57	22	20	31	32	Very Important	38	67	65	45	53
Importance Level	Georgia (%)	Greece (%)	Italy (%)	Türkiye (%)	Average (%)																																
Not Important	0	2	5	0	2																																
Slightly Important	0	0	2	2	1																																
Moderately Important	5	8	7	20	10																																
Important	57	22	20	31	32																																
Very Important	38	67	65	45	53																																
<p>C7.4 Exhibits strong problem-solving skills and the ability to adapt to changing circumstances.</p>	<p>Bar chart showing the percentage of respondents for C7.4. The Y-axis is Percentage (%). The X-axis categories are Not Important, Slightly Important, Moderately Important, Important, and Very Important. The legend includes Georgia (yellow), Greece (magenta), Italy (green), Türkiye (red), and Average (blue).</p> <table border="1"> <thead> <tr> <th>Importance Level</th> <th>Georgia (%)</th> <th>Greece (%)</th> <th>Italy (%)</th> <th>Türkiye (%)</th> <th>Average (%)</th> </tr> </thead> <tbody> <tr> <td>Not Important</td> <td>0</td> <td>0</td> <td>2</td> <td>0</td> <td>0</td> </tr> <tr> <td>Slightly Important</td> <td>0</td> <td>0</td> <td>7</td> <td>2</td> <td>2</td> </tr> <tr> <td>Moderately Important</td> <td>5</td> <td>5</td> <td>3</td> <td>15</td> <td>7</td> </tr> <tr> <td>Important</td> <td>67</td> <td>22</td> <td>21</td> <td>27</td> <td>34</td> </tr> <tr> <td>Very Important</td> <td>28</td> <td>72</td> <td>65</td> <td>54</td> <td>54</td> </tr> </tbody> </table>	Importance Level	Georgia (%)	Greece (%)	Italy (%)	Türkiye (%)	Average (%)	Not Important	0	0	2	0	0	Slightly Important	0	0	7	2	2	Moderately Important	5	5	3	15	7	Important	67	22	21	27	34	Very Important	28	72	65	54	54
Importance Level	Georgia (%)	Greece (%)	Italy (%)	Türkiye (%)	Average (%)																																
Not Important	0	0	2	0	0																																
Slightly Important	0	0	7	2	2																																
Moderately Important	5	5	3	15	7																																
Important	67	22	21	27	34																																
Very Important	28	72	65	54	54																																

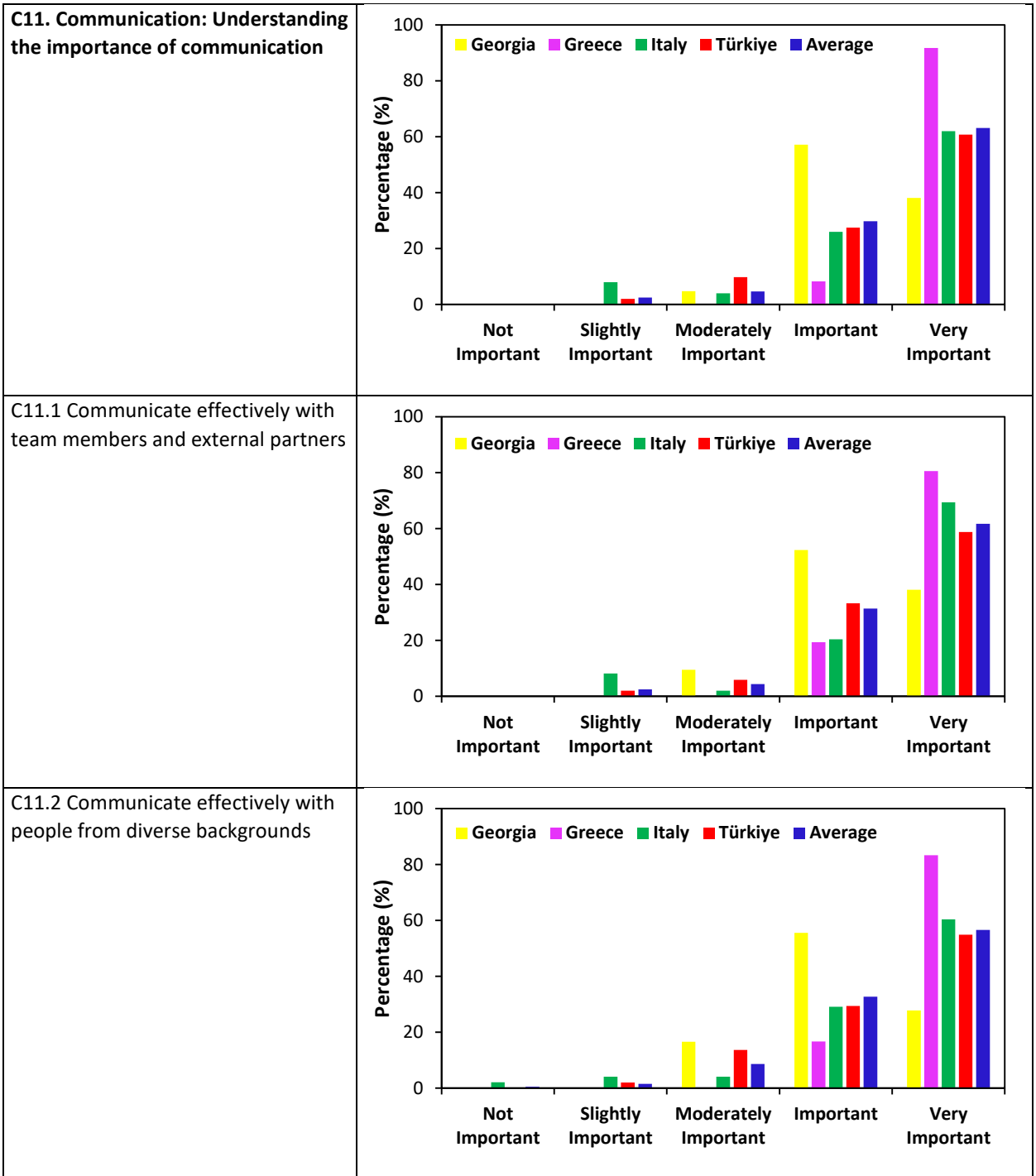
<p>C8. Evacuation and Rescue: Understanding of the procedure, protocols, and ways for evacuation and rescue during disasters</p>	<table border="1"> <thead> <tr> <th>Importance Level</th> <th>Georgia (%)</th> <th>Greece (%)</th> <th>Italy (%)</th> <th>Türkiye (%)</th> <th>Average (%)</th> </tr> </thead> <tbody> <tr> <td>Not Important</td> <td>0</td> <td>0</td> <td>4</td> <td>2</td> <td>1</td> </tr> <tr> <td>Slightly Important</td> <td>0</td> <td>0</td> <td>4</td> <td>3</td> <td>2</td> </tr> <tr> <td>Moderately Important</td> <td>10</td> <td>0</td> <td>4</td> <td>12</td> <td>6</td> </tr> <tr> <td>Important</td> <td>48</td> <td>14</td> <td>20</td> <td>26</td> <td>27</td> </tr> <tr> <td>Very Important</td> <td>43</td> <td>86</td> <td>69</td> <td>57</td> <td>64</td> </tr> </tbody> </table>	Importance Level	Georgia (%)	Greece (%)	Italy (%)	Türkiye (%)	Average (%)	Not Important	0	0	4	2	1	Slightly Important	0	0	4	3	2	Moderately Important	10	0	4	12	6	Important	48	14	20	26	27	Very Important	43	86	69	57	64
Importance Level	Georgia (%)	Greece (%)	Italy (%)	Türkiye (%)	Average (%)																																
Not Important	0	0	4	2	1																																
Slightly Important	0	0	4	3	2																																
Moderately Important	10	0	4	12	6																																
Important	48	14	20	26	27																																
Very Important	43	86	69	57	64																																
<p>C8.1 Identifies disaster areas and disaster risks</p>	<table border="1"> <thead> <tr> <th>Importance Level</th> <th>Georgia (%)</th> <th>Greece (%)</th> <th>Italy (%)</th> <th>Türkiye (%)</th> <th>Average (%)</th> </tr> </thead> <tbody> <tr> <td>Not Important</td> <td>0</td> <td>2</td> <td>1</td> <td>1</td> <td>1</td> </tr> <tr> <td>Slightly Important</td> <td>0</td> <td>0</td> <td>4</td> <td>4</td> <td>2</td> </tr> <tr> <td>Moderately Important</td> <td>10</td> <td>2</td> <td>4</td> <td>16</td> <td>8</td> </tr> <tr> <td>Important</td> <td>52</td> <td>31</td> <td>16</td> <td>18</td> <td>29</td> </tr> <tr> <td>Very Important</td> <td>38</td> <td>64</td> <td>74</td> <td>61</td> <td>59</td> </tr> </tbody> </table>	Importance Level	Georgia (%)	Greece (%)	Italy (%)	Türkiye (%)	Average (%)	Not Important	0	2	1	1	1	Slightly Important	0	0	4	4	2	Moderately Important	10	2	4	16	8	Important	52	31	16	18	29	Very Important	38	64	74	61	59
Importance Level	Georgia (%)	Greece (%)	Italy (%)	Türkiye (%)	Average (%)																																
Not Important	0	2	1	1	1																																
Slightly Important	0	0	4	4	2																																
Moderately Important	10	2	4	16	8																																
Important	52	31	16	18	29																																
Very Important	38	64	74	61	59																																
<p>C8.2 Assesses disaster damage and identifies hazards</p>	<table border="1"> <thead> <tr> <th>Importance Level</th> <th>Georgia (%)</th> <th>Greece (%)</th> <th>Italy (%)</th> <th>Türkiye (%)</th> <th>Average (%)</th> </tr> </thead> <tbody> <tr> <td>Not Important</td> <td>0</td> <td>0</td> <td>2</td> <td>2</td> <td>1</td> </tr> <tr> <td>Slightly Important</td> <td>0</td> <td>0</td> <td>4</td> <td>4</td> <td>2</td> </tr> <tr> <td>Moderately Important</td> <td>14</td> <td>5</td> <td>10</td> <td>10</td> <td>10</td> </tr> <tr> <td>Important</td> <td>52</td> <td>31</td> <td>16</td> <td>26</td> <td>31</td> </tr> <tr> <td>Very Important</td> <td>33</td> <td>64</td> <td>69</td> <td>59</td> <td>56</td> </tr> </tbody> </table>	Importance Level	Georgia (%)	Greece (%)	Italy (%)	Türkiye (%)	Average (%)	Not Important	0	0	2	2	1	Slightly Important	0	0	4	4	2	Moderately Important	14	5	10	10	10	Important	52	31	16	26	31	Very Important	33	64	69	59	56
Importance Level	Georgia (%)	Greece (%)	Italy (%)	Türkiye (%)	Average (%)																																
Not Important	0	0	2	2	1																																
Slightly Important	0	0	4	4	2																																
Moderately Important	14	5	10	10	10																																
Important	52	31	16	26	31																																
Very Important	33	64	69	59	56																																

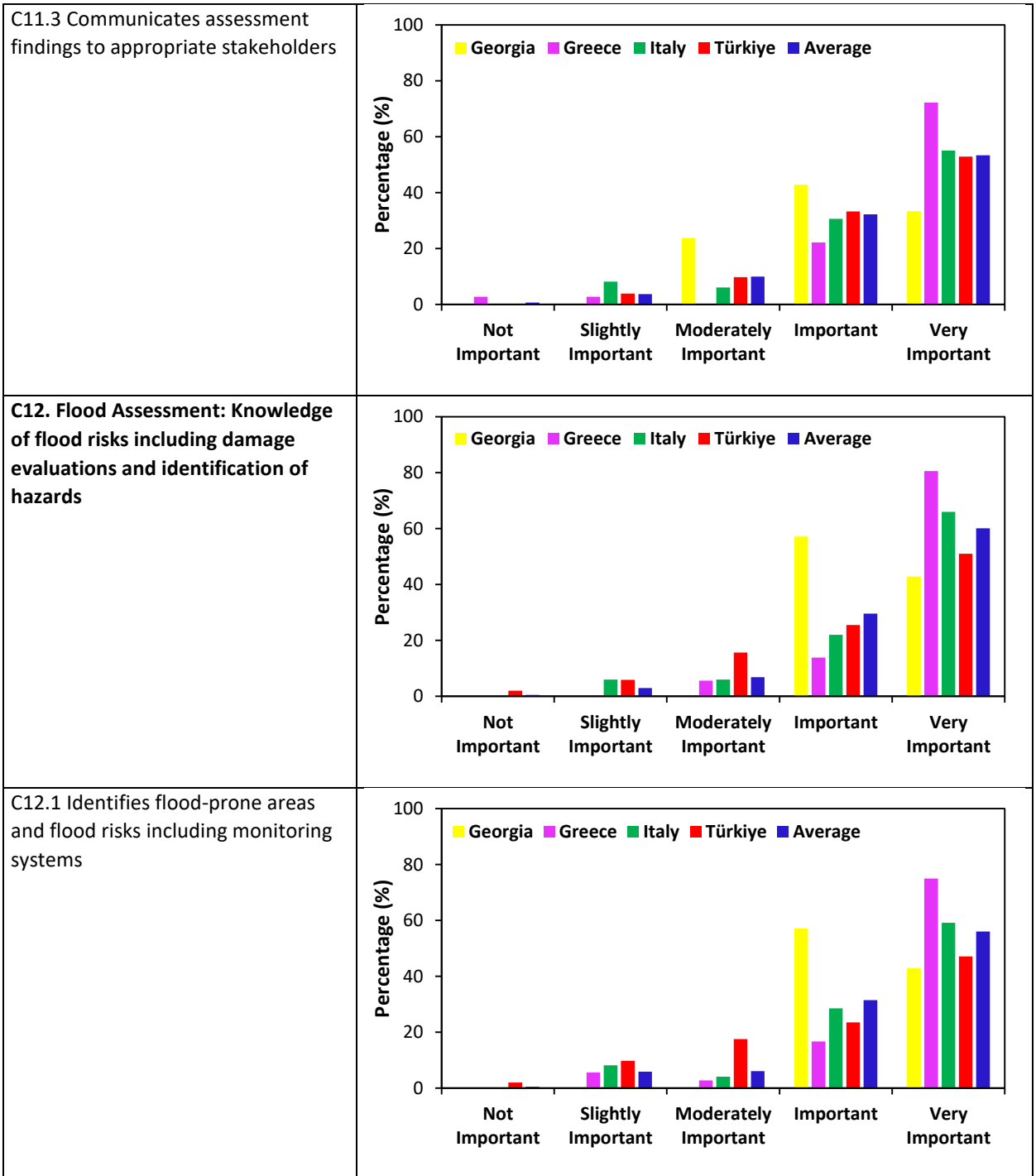


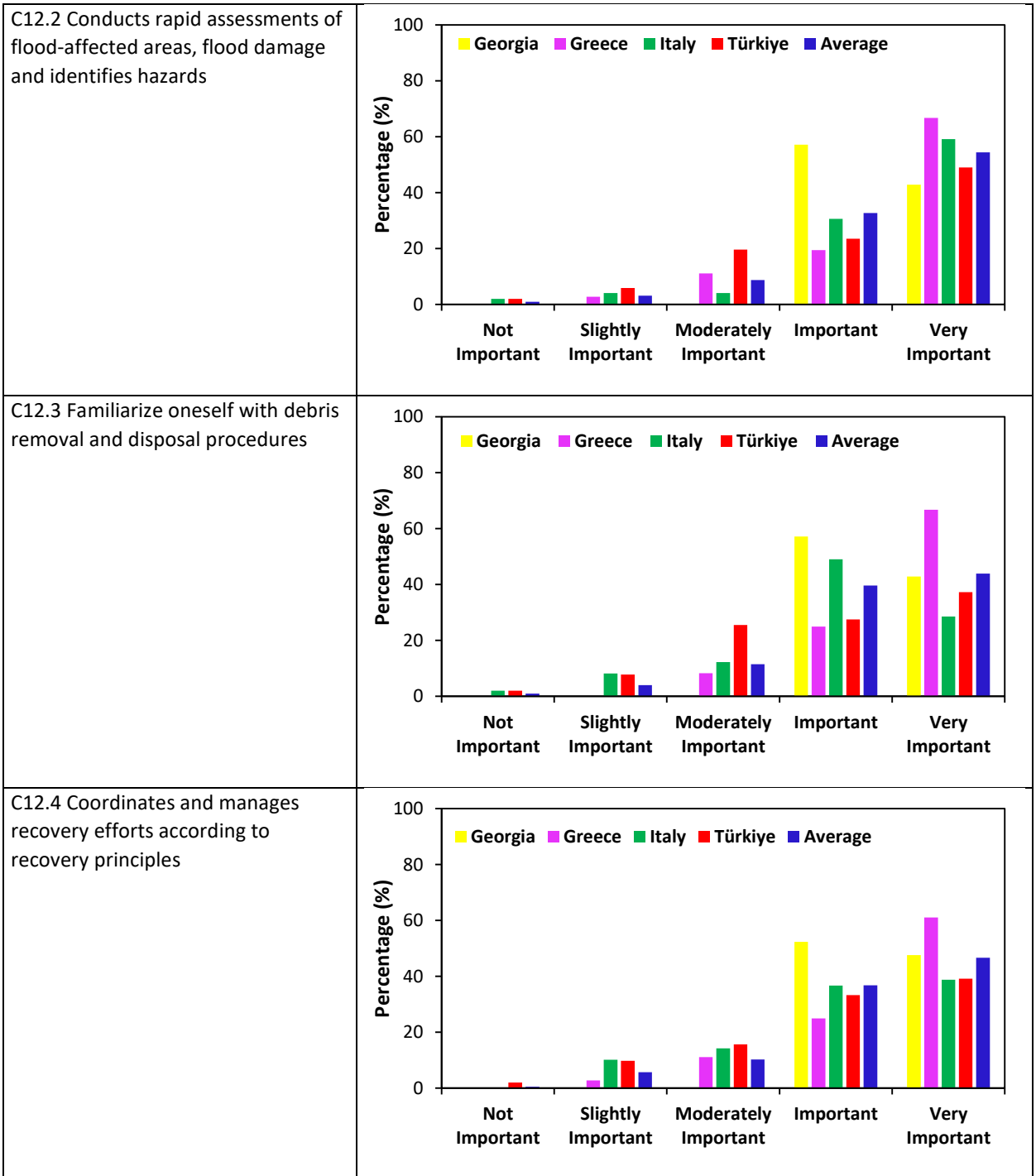


<p>C9.4 Identifies and locates missing persons</p>	<p>Percentage (%)</p> <p>Legend: Georgia (Yellow), Greece (Magenta), Italy (Green), Türkiye (Red), Average (Blue)</p> <table border="1"> <thead> <tr> <th>Importance Level</th> <th>Georgia (%)</th> <th>Greece (%)</th> <th>Italy (%)</th> <th>Türkiye (%)</th> <th>Average (%)</th> </tr> </thead> <tbody> <tr> <td>Not Important</td> <td>0</td> <td>0</td> <td>5</td> <td>0</td> <td>1</td> </tr> <tr> <td>Slightly Important</td> <td>0</td> <td>0</td> <td>8</td> <td>8</td> <td>4</td> </tr> <tr> <td>Moderately Important</td> <td>21</td> <td>0</td> <td>7</td> <td>16</td> <td>11</td> </tr> <tr> <td>Important</td> <td>48</td> <td>23</td> <td>47</td> <td>24</td> <td>35</td> </tr> <tr> <td>Very Important</td> <td>32</td> <td>78</td> <td>38</td> <td>53</td> <td>50</td> </tr> </tbody> </table>	Importance Level	Georgia (%)	Greece (%)	Italy (%)	Türkiye (%)	Average (%)	Not Important	0	0	5	0	1	Slightly Important	0	0	8	8	4	Moderately Important	21	0	7	16	11	Important	48	23	47	24	35	Very Important	32	78	38	53	50
Importance Level	Georgia (%)	Greece (%)	Italy (%)	Türkiye (%)	Average (%)																																
Not Important	0	0	5	0	1																																
Slightly Important	0	0	8	8	4																																
Moderately Important	21	0	7	16	11																																
Important	48	23	47	24	35																																
Very Important	32	78	38	53	50																																
<p>C10. Shelter and Settlement: Knowledge of shelter management principles and procedures with practical considerations for disasters</p>	<p>Percentage (%)</p> <p>Legend: Georgia (Yellow), Greece (Magenta), Italy (Green), Türkiye (Red), Average (Blue)</p> <table border="1"> <thead> <tr> <th>Importance Level</th> <th>Georgia (%)</th> <th>Greece (%)</th> <th>Italy (%)</th> <th>Türkiye (%)</th> <th>Average (%)</th> </tr> </thead> <tbody> <tr> <td>Not Important</td> <td>0</td> <td>0</td> <td>0</td> <td>0</td> <td>0</td> </tr> <tr> <td>Slightly Important</td> <td>0</td> <td>0</td> <td>12</td> <td>6</td> <td>5</td> </tr> <tr> <td>Moderately Important</td> <td>10</td> <td>3</td> <td>5</td> <td>20</td> <td>10</td> </tr> <tr> <td>Important</td> <td>62</td> <td>23</td> <td>34</td> <td>34</td> <td>38</td> </tr> <tr> <td>Very Important</td> <td>29</td> <td>75</td> <td>51</td> <td>41</td> <td>49</td> </tr> </tbody> </table>	Importance Level	Georgia (%)	Greece (%)	Italy (%)	Türkiye (%)	Average (%)	Not Important	0	0	0	0	0	Slightly Important	0	0	12	6	5	Moderately Important	10	3	5	20	10	Important	62	23	34	34	38	Very Important	29	75	51	41	49
Importance Level	Georgia (%)	Greece (%)	Italy (%)	Türkiye (%)	Average (%)																																
Not Important	0	0	0	0	0																																
Slightly Important	0	0	12	6	5																																
Moderately Important	10	3	5	20	10																																
Important	62	23	34	34	38																																
Very Important	29	75	51	41	49																																
<p>C10.1 Understands shelter and settlement options for disaster-affected populations</p>	<p>Percentage (%)</p> <p>Legend: Georgia (Yellow), Greece (Magenta), Italy (Green), Türkiye (Red), Average (Blue)</p> <table border="1"> <thead> <tr> <th>Importance Level</th> <th>Georgia (%)</th> <th>Greece (%)</th> <th>Italy (%)</th> <th>Türkiye (%)</th> <th>Average (%)</th> </tr> </thead> <tbody> <tr> <td>Not Important</td> <td>0</td> <td>0</td> <td>4</td> <td>2</td> <td>1</td> </tr> <tr> <td>Slightly Important</td> <td>0</td> <td>0</td> <td>8</td> <td>8</td> <td>4</td> </tr> <tr> <td>Moderately Important</td> <td>10</td> <td>3</td> <td>8</td> <td>18</td> <td>10</td> </tr> <tr> <td>Important</td> <td>62</td> <td>36</td> <td>47</td> <td>36</td> <td>45</td> </tr> <tr> <td>Very Important</td> <td>29</td> <td>61</td> <td>34</td> <td>38</td> <td>40</td> </tr> </tbody> </table>	Importance Level	Georgia (%)	Greece (%)	Italy (%)	Türkiye (%)	Average (%)	Not Important	0	0	4	2	1	Slightly Important	0	0	8	8	4	Moderately Important	10	3	8	18	10	Important	62	36	47	36	45	Very Important	29	61	34	38	40
Importance Level	Georgia (%)	Greece (%)	Italy (%)	Türkiye (%)	Average (%)																																
Not Important	0	0	4	2	1																																
Slightly Important	0	0	8	8	4																																
Moderately Important	10	3	8	18	10																																
Important	62	36	47	36	45																																
Very Important	29	61	34	38	40																																

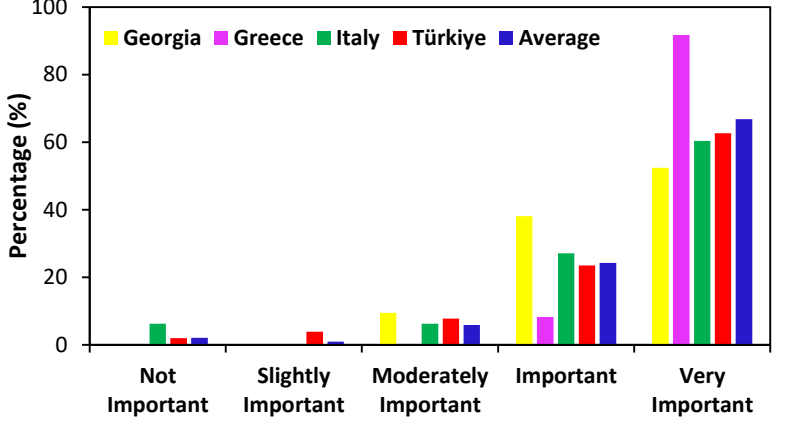
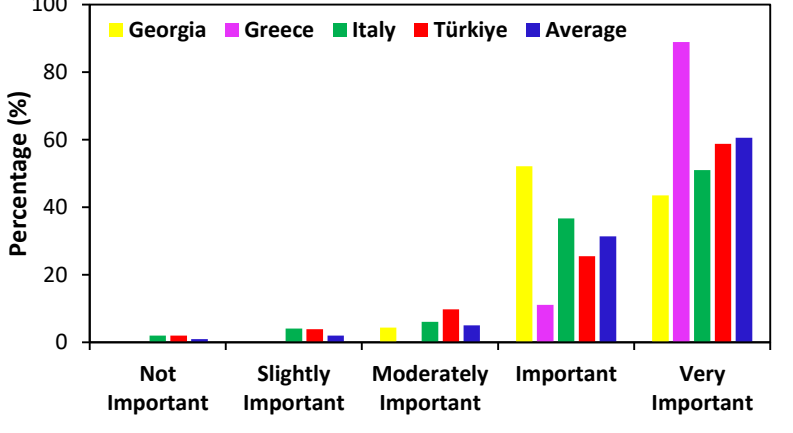
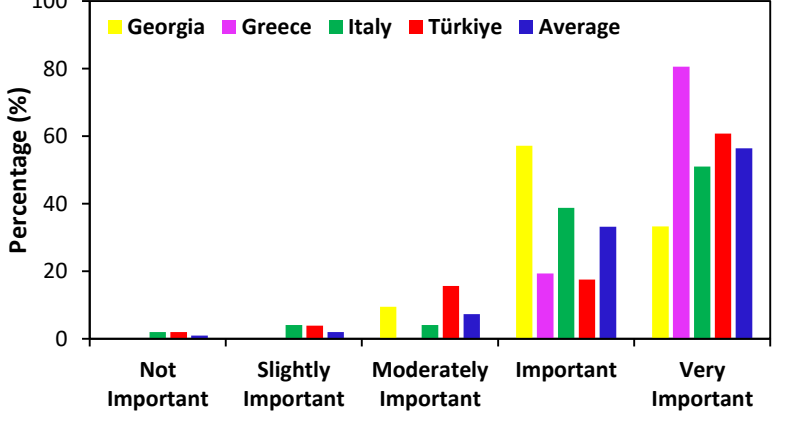
<p>C10.2 Assesses shelter needs and availability</p>	<p>Bar chart showing the percentage of respondents from Georgia, Greece, Italy, Türkiye, and the Average who rated assessing shelter needs and availability as Not Important, Slightly Important, Moderately Important, Important, or Very Important. The Y-axis represents Percentage (%).</p> <table border="1"> <thead> <tr> <th>Importance Level</th> <th>Georgia (%)</th> <th>Greece (%)</th> <th>Italy (%)</th> <th>Türkiye (%)</th> <th>Average (%)</th> </tr> </thead> <tbody> <tr> <td>Not Important</td> <td>0</td> <td>0</td> <td>5</td> <td>2</td> <td>2</td> </tr> <tr> <td>Slightly Important</td> <td>0</td> <td>0</td> <td>5</td> <td>8</td> <td>3</td> </tr> <tr> <td>Moderately Important</td> <td>20</td> <td>3</td> <td>15</td> <td>22</td> <td>15</td> </tr> <tr> <td>Important</td> <td>58</td> <td>28</td> <td>38</td> <td>32</td> <td>38</td> </tr> <tr> <td>Very Important</td> <td>25</td> <td>70</td> <td>42</td> <td>38</td> <td>43</td> </tr> </tbody> </table>	Importance Level	Georgia (%)	Greece (%)	Italy (%)	Türkiye (%)	Average (%)	Not Important	0	0	5	2	2	Slightly Important	0	0	5	8	3	Moderately Important	20	3	15	22	15	Important	58	28	38	32	38	Very Important	25	70	42	38	43
Importance Level	Georgia (%)	Greece (%)	Italy (%)	Türkiye (%)	Average (%)																																
Not Important	0	0	5	2	2																																
Slightly Important	0	0	5	8	3																																
Moderately Important	20	3	15	22	15																																
Important	58	28	38	32	38																																
Very Important	25	70	42	38	43																																
<p>C10.3 Familiarize oneself with shelter management principles and procedures</p>	<p>Bar chart showing the percentage of respondents from Georgia, Greece, Italy, Türkiye, and the Average who rated familiarizing oneself with shelter management principles and procedures as Not Important, Slightly Important, Moderately Important, Important, or Very Important. The Y-axis represents Percentage (%).</p> <table border="1"> <thead> <tr> <th>Importance Level</th> <th>Georgia (%)</th> <th>Greece (%)</th> <th>Italy (%)</th> <th>Türkiye (%)</th> <th>Average (%)</th> </tr> </thead> <tbody> <tr> <td>Not Important</td> <td>0</td> <td>0</td> <td>5</td> <td>2</td> <td>2</td> </tr> <tr> <td>Slightly Important</td> <td>0</td> <td>0</td> <td>10</td> <td>6</td> <td>4</td> </tr> <tr> <td>Moderately Important</td> <td>25</td> <td>3</td> <td>7</td> <td>26</td> <td>15</td> </tr> <tr> <td>Important</td> <td>58</td> <td>33</td> <td>33</td> <td>28</td> <td>38</td> </tr> <tr> <td>Very Important</td> <td>20</td> <td>65</td> <td>48</td> <td>39</td> <td>43</td> </tr> </tbody> </table>	Importance Level	Georgia (%)	Greece (%)	Italy (%)	Türkiye (%)	Average (%)	Not Important	0	0	5	2	2	Slightly Important	0	0	10	6	4	Moderately Important	25	3	7	26	15	Important	58	33	33	28	38	Very Important	20	65	48	39	43
Importance Level	Georgia (%)	Greece (%)	Italy (%)	Türkiye (%)	Average (%)																																
Not Important	0	0	5	2	2																																
Slightly Important	0	0	10	6	4																																
Moderately Important	25	3	7	26	15																																
Important	58	33	33	28	38																																
Very Important	20	65	48	39	43																																
<p>C10.4 Sets up and manages emergency shelters</p>	<p>Bar chart showing the percentage of respondents from Georgia, Greece, Italy, Türkiye, and the Average who rated setting up and managing emergency shelters as Not Important, Slightly Important, Moderately Important, Important, or Very Important. The Y-axis represents Percentage (%).</p> <table border="1"> <thead> <tr> <th>Importance Level</th> <th>Georgia (%)</th> <th>Greece (%)</th> <th>Italy (%)</th> <th>Türkiye (%)</th> <th>Average (%)</th> </tr> </thead> <tbody> <tr> <td>Not Important</td> <td>0</td> <td>3</td> <td>8</td> <td>4</td> <td>4</td> </tr> <tr> <td>Slightly Important</td> <td>0</td> <td>0</td> <td>6</td> <td>10</td> <td>4</td> </tr> <tr> <td>Moderately Important</td> <td>29</td> <td>3</td> <td>12</td> <td>20</td> <td>16</td> </tr> <tr> <td>Important</td> <td>58</td> <td>22</td> <td>33</td> <td>28</td> <td>35</td> </tr> <tr> <td>Very Important</td> <td>15</td> <td>73</td> <td>41</td> <td>40</td> <td>42</td> </tr> </tbody> </table>	Importance Level	Georgia (%)	Greece (%)	Italy (%)	Türkiye (%)	Average (%)	Not Important	0	3	8	4	4	Slightly Important	0	0	6	10	4	Moderately Important	29	3	12	20	16	Important	58	22	33	28	35	Very Important	15	73	41	40	42
Importance Level	Georgia (%)	Greece (%)	Italy (%)	Türkiye (%)	Average (%)																																
Not Important	0	3	8	4	4																																
Slightly Important	0	0	6	10	4																																
Moderately Important	29	3	12	20	16																																
Important	58	22	33	28	35																																
Very Important	15	73	41	40	42																																





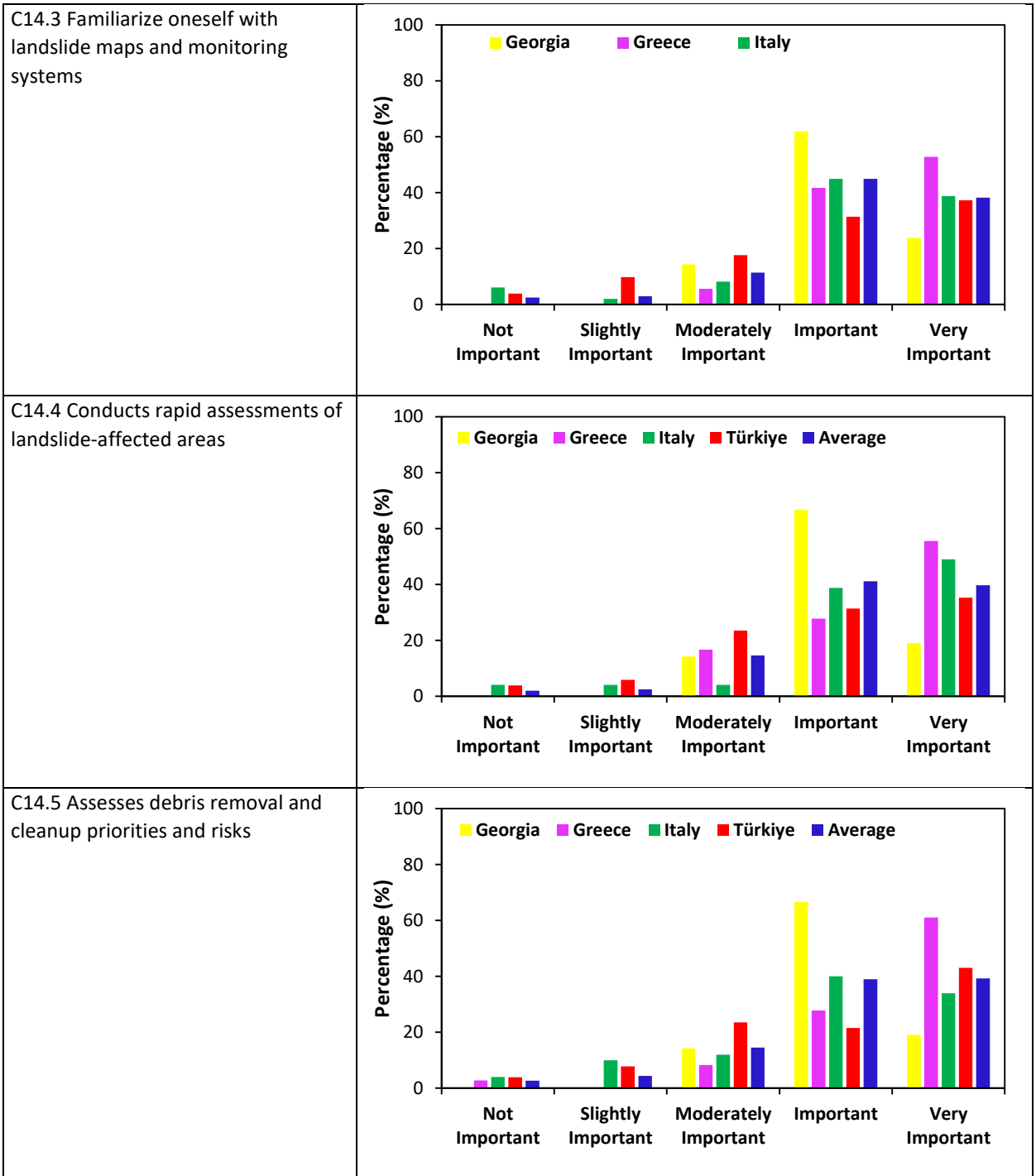


<p>C12.5 Demonstrates knowledge of water safety and sanitation principles</p>	<p>Percentage (%)</p> <p>Legend: Georgia (Yellow), Greece (Magenta), Italy (Green), Türkiye (Red), Average (Blue)</p> <table border="1"> <thead> <tr> <th>Importance Level</th> <th>Georgia (%)</th> <th>Greece (%)</th> <th>Italy (%)</th> <th>Türkiye (%)</th> <th>Average (%)</th> </tr> </thead> <tbody> <tr> <td>Not Important</td> <td>0</td> <td>0</td> <td>2</td> <td>4</td> <td>1</td> </tr> <tr> <td>Slightly Important</td> <td>0</td> <td>0</td> <td>6</td> <td>3</td> <td>2</td> </tr> <tr> <td>Moderately Important</td> <td>0</td> <td>10</td> <td>10</td> <td>10</td> <td>8</td> </tr> <tr> <td>Important</td> <td>57</td> <td>19</td> <td>32</td> <td>30</td> <td>35</td> </tr> <tr> <td>Very Important</td> <td>42</td> <td>68</td> <td>48</td> <td>48</td> <td>52</td> </tr> </tbody> </table>	Importance Level	Georgia (%)	Greece (%)	Italy (%)	Türkiye (%)	Average (%)	Not Important	0	0	2	4	1	Slightly Important	0	0	6	3	2	Moderately Important	0	10	10	10	8	Important	57	19	32	30	35	Very Important	42	68	48	48	52
Importance Level	Georgia (%)	Greece (%)	Italy (%)	Türkiye (%)	Average (%)																																
Not Important	0	0	2	4	1																																
Slightly Important	0	0	6	3	2																																
Moderately Important	0	10	10	10	8																																
Important	57	19	32	30	35																																
Very Important	42	68	48	48	52																																
<p>C12.6 Identifies and mitigates water-related health risks</p>	<p>Percentage (%)</p> <p>Legend: Georgia (Yellow), Greece (Magenta), Italy (Green), Türkiye (Red), Average (Blue)</p> <table border="1"> <thead> <tr> <th>Importance Level</th> <th>Georgia (%)</th> <th>Greece (%)</th> <th>Italy (%)</th> <th>Türkiye (%)</th> <th>Average (%)</th> </tr> </thead> <tbody> <tr> <td>Not Important</td> <td>0</td> <td>0</td> <td>0</td> <td>2</td> <td>0</td> </tr> <tr> <td>Slightly Important</td> <td>0</td> <td>2</td> <td>10</td> <td>7</td> <td>5</td> </tr> <tr> <td>Moderately Important</td> <td>0</td> <td>0</td> <td>10</td> <td>15</td> <td>6</td> </tr> <tr> <td>Important</td> <td>57</td> <td>27</td> <td>30</td> <td>23</td> <td>35</td> </tr> <tr> <td>Very Important</td> <td>42</td> <td>68</td> <td>48</td> <td>50</td> <td>52</td> </tr> </tbody> </table>	Importance Level	Georgia (%)	Greece (%)	Italy (%)	Türkiye (%)	Average (%)	Not Important	0	0	0	2	0	Slightly Important	0	2	10	7	5	Moderately Important	0	0	10	15	6	Important	57	27	30	23	35	Very Important	42	68	48	50	52
Importance Level	Georgia (%)	Greece (%)	Italy (%)	Türkiye (%)	Average (%)																																
Not Important	0	0	0	2	0																																
Slightly Important	0	2	10	7	5																																
Moderately Important	0	0	10	15	6																																
Important	57	27	30	23	35																																
Very Important	42	68	48	50	52																																
<p>C13. Fire Risk, Safety, Suppression and Control: Knowledge of fire safety and suppression procedures, equipment, and tools.</p>	<p>Percentage (%)</p> <p>Legend: Georgia (Yellow), Greece (Magenta), Italy (Green), Türkiye (Red), Average (Blue)</p> <table border="1"> <thead> <tr> <th>Importance Level</th> <th>Georgia (%)</th> <th>Greece (%)</th> <th>Italy (%)</th> <th>Türkiye (%)</th> <th>Average (%)</th> </tr> </thead> <tbody> <tr> <td>Not Important</td> <td>0</td> <td>0</td> <td>0</td> <td>0</td> <td>0</td> </tr> <tr> <td>Slightly Important</td> <td>0</td> <td>0</td> <td>10</td> <td>3</td> <td>3</td> </tr> <tr> <td>Moderately Important</td> <td>0</td> <td>0</td> <td>2</td> <td>11</td> <td>3</td> </tr> <tr> <td>Important</td> <td>42</td> <td>8</td> <td>29</td> <td>27</td> <td>27</td> </tr> <tr> <td>Very Important</td> <td>57</td> <td>90</td> <td>57</td> <td>56</td> <td>65</td> </tr> </tbody> </table>	Importance Level	Georgia (%)	Greece (%)	Italy (%)	Türkiye (%)	Average (%)	Not Important	0	0	0	0	0	Slightly Important	0	0	10	3	3	Moderately Important	0	0	2	11	3	Important	42	8	29	27	27	Very Important	57	90	57	56	65
Importance Level	Georgia (%)	Greece (%)	Italy (%)	Türkiye (%)	Average (%)																																
Not Important	0	0	0	0	0																																
Slightly Important	0	0	10	3	3																																
Moderately Important	0	0	2	11	3																																
Important	42	8	29	27	27																																
Very Important	57	90	57	56	65																																

<p>C13.1 Understands how to use fire extinguishers, smoke alarms, and other safety equipment.</p>	 <table border="1"> <caption>Data for C13.1: Understanding fire safety equipment use</caption> <thead> <tr> <th>Importance Level</th> <th>Georgia (%)</th> <th>Greece (%)</th> <th>Italy (%)</th> <th>Türkiye (%)</th> <th>Average (%)</th> </tr> </thead> <tbody> <tr> <td>Not Important</td> <td>0</td> <td>0</td> <td>7</td> <td>2</td> <td>2</td> </tr> <tr> <td>Slightly Important</td> <td>0</td> <td>0</td> <td>0</td> <td>4</td> <td>1</td> </tr> <tr> <td>Moderately Important</td> <td>10</td> <td>0</td> <td>7</td> <td>8</td> <td>6</td> </tr> <tr> <td>Important</td> <td>38</td> <td>9</td> <td>28</td> <td>23</td> <td>24</td> </tr> <tr> <td>Very Important</td> <td>53</td> <td>91</td> <td>60</td> <td>63</td> <td>67</td> </tr> </tbody> </table>	Importance Level	Georgia (%)	Greece (%)	Italy (%)	Türkiye (%)	Average (%)	Not Important	0	0	7	2	2	Slightly Important	0	0	0	4	1	Moderately Important	10	0	7	8	6	Important	38	9	28	23	24	Very Important	53	91	60	63	67
Importance Level	Georgia (%)	Greece (%)	Italy (%)	Türkiye (%)	Average (%)																																
Not Important	0	0	7	2	2																																
Slightly Important	0	0	0	4	1																																
Moderately Important	10	0	7	8	6																																
Important	38	9	28	23	24																																
Very Important	53	91	60	63	67																																
<p>C13.2 Demonstrates knowledge of fire suppression techniques and tools</p>	 <table border="1"> <caption>Data for C13.2: Knowledge of fire suppression techniques and tools</caption> <thead> <tr> <th>Importance Level</th> <th>Georgia (%)</th> <th>Greece (%)</th> <th>Italy (%)</th> <th>Türkiye (%)</th> <th>Average (%)</th> </tr> </thead> <tbody> <tr> <td>Not Important</td> <td>0</td> <td>0</td> <td>2</td> <td>2</td> <td>1</td> </tr> <tr> <td>Slightly Important</td> <td>0</td> <td>0</td> <td>4</td> <td>4</td> <td>2</td> </tr> <tr> <td>Moderately Important</td> <td>4</td> <td>0</td> <td>6</td> <td>10</td> <td>5</td> </tr> <tr> <td>Important</td> <td>52</td> <td>11</td> <td>37</td> <td>26</td> <td>32</td> </tr> <tr> <td>Very Important</td> <td>43</td> <td>89</td> <td>51</td> <td>59</td> <td>61</td> </tr> </tbody> </table>	Importance Level	Georgia (%)	Greece (%)	Italy (%)	Türkiye (%)	Average (%)	Not Important	0	0	2	2	1	Slightly Important	0	0	4	4	2	Moderately Important	4	0	6	10	5	Important	52	11	37	26	32	Very Important	43	89	51	59	61
Importance Level	Georgia (%)	Greece (%)	Italy (%)	Türkiye (%)	Average (%)																																
Not Important	0	0	2	2	1																																
Slightly Important	0	0	4	4	2																																
Moderately Important	4	0	6	10	5																																
Important	52	11	37	26	32																																
Very Important	43	89	51	59	61																																
<p>C13.3 Assesses fire hazards and risks</p>	 <table border="1"> <caption>Data for C13.3: Assessing fire hazards and risks</caption> <thead> <tr> <th>Importance Level</th> <th>Georgia (%)</th> <th>Greece (%)</th> <th>Italy (%)</th> <th>Türkiye (%)</th> <th>Average (%)</th> </tr> </thead> <tbody> <tr> <td>Not Important</td> <td>0</td> <td>0</td> <td>2</td> <td>2</td> <td>1</td> </tr> <tr> <td>Slightly Important</td> <td>0</td> <td>0</td> <td>4</td> <td>4</td> <td>2</td> </tr> <tr> <td>Moderately Important</td> <td>10</td> <td>0</td> <td>4</td> <td>16</td> <td>7</td> </tr> <tr> <td>Important</td> <td>57</td> <td>20</td> <td>39</td> <td>18</td> <td>33</td> </tr> <tr> <td>Very Important</td> <td>33</td> <td>81</td> <td>51</td> <td>61</td> <td>56</td> </tr> </tbody> </table>	Importance Level	Georgia (%)	Greece (%)	Italy (%)	Türkiye (%)	Average (%)	Not Important	0	0	2	2	1	Slightly Important	0	0	4	4	2	Moderately Important	10	0	4	16	7	Important	57	20	39	18	33	Very Important	33	81	51	61	56
Importance Level	Georgia (%)	Greece (%)	Italy (%)	Türkiye (%)	Average (%)																																
Not Important	0	0	2	2	1																																
Slightly Important	0	0	4	4	2																																
Moderately Important	10	0	4	16	7																																
Important	57	20	39	18	33																																
Very Important	33	81	51	61	56																																

<p>C13.4 Identifies hazardous materials and their properties and assesses their risks</p>	<p>Bar chart showing the percentage of respondents for C13.4. The Y-axis is Percentage (%). The X-axis categories are Not Important, Slightly Important, Moderately Important, Important, and Very Important. The legend includes Georgia (yellow), Greece (magenta), Italy (green), Türkiye (red), and Average (blue).</p> <table border="1"> <thead> <tr> <th>Importance Level</th> <th>Georgia (%)</th> <th>Greece (%)</th> <th>Italy (%)</th> <th>Türkiye (%)</th> <th>Average (%)</th> </tr> </thead> <tbody> <tr> <td>Not Important</td> <td>0</td> <td>0</td> <td>5</td> <td>2</td> <td>2</td> </tr> <tr> <td>Slightly Important</td> <td>0</td> <td>0</td> <td>2</td> <td>2</td> <td>1</td> </tr> <tr> <td>Moderately Important</td> <td>15</td> <td>0</td> <td>2</td> <td>12</td> <td>8</td> </tr> <tr> <td>Important</td> <td>52</td> <td>15</td> <td>35</td> <td>30</td> <td>32</td> </tr> <tr> <td>Very Important</td> <td>32</td> <td>82</td> <td>55</td> <td>50</td> <td>55</td> </tr> </tbody> </table>	Importance Level	Georgia (%)	Greece (%)	Italy (%)	Türkiye (%)	Average (%)	Not Important	0	0	5	2	2	Slightly Important	0	0	2	2	1	Moderately Important	15	0	2	12	8	Important	52	15	35	30	32	Very Important	32	82	55	50	55
Importance Level	Georgia (%)	Greece (%)	Italy (%)	Türkiye (%)	Average (%)																																
Not Important	0	0	5	2	2																																
Slightly Important	0	0	2	2	1																																
Moderately Important	15	0	2	12	8																																
Important	52	15	35	30	32																																
Very Important	32	82	55	50	55																																
<p>C13.5 Recognizes personal protective equipment (PPE) and decontamination procedures</p>	<p>Bar chart showing the percentage of respondents for C13.5. The Y-axis is Percentage (%). The X-axis categories are Not Important, Slightly Important, Moderately Important, Important, and Very Important. The legend includes Georgia (yellow), Greece (magenta), Italy (green), Türkiye (red), and Average (blue).</p> <table border="1"> <thead> <tr> <th>Importance Level</th> <th>Georgia (%)</th> <th>Greece (%)</th> <th>Italy (%)</th> <th>Türkiye (%)</th> <th>Average (%)</th> </tr> </thead> <tbody> <tr> <td>Not Important</td> <td>0</td> <td>0</td> <td>2</td> <td>2</td> <td>1</td> </tr> <tr> <td>Slightly Important</td> <td>0</td> <td>0</td> <td>5</td> <td>3</td> <td>2</td> </tr> <tr> <td>Moderately Important</td> <td>15</td> <td>0</td> <td>5</td> <td>12</td> <td>8</td> </tr> <tr> <td>Important</td> <td>48</td> <td>12</td> <td>25</td> <td>15</td> <td>25</td> </tr> <tr> <td>Very Important</td> <td>38</td> <td>85</td> <td>65</td> <td>65</td> <td>65</td> </tr> </tbody> </table>	Importance Level	Georgia (%)	Greece (%)	Italy (%)	Türkiye (%)	Average (%)	Not Important	0	0	2	2	1	Slightly Important	0	0	5	3	2	Moderately Important	15	0	5	12	8	Important	48	12	25	15	25	Very Important	38	85	65	65	65
Importance Level	Georgia (%)	Greece (%)	Italy (%)	Türkiye (%)	Average (%)																																
Not Important	0	0	2	2	1																																
Slightly Important	0	0	5	3	2																																
Moderately Important	15	0	5	12	8																																
Important	48	12	25	15	25																																
Very Important	38	85	65	65	65																																
<p>C13.6 Familiarize oneself with fire suppression equipment and systems and control in fire (including hazardous materials response and cleanup)</p>	<p>Bar chart showing the percentage of respondents for C13.6. The Y-axis is Percentage (%). The X-axis categories are Not Important, Slightly Important, Moderately Important, Important, and Very Important. The legend includes Georgia (yellow), Greece (magenta), Italy (green), Türkiye (red), and Average (blue).</p> <table border="1"> <thead> <tr> <th>Importance Level</th> <th>Georgia (%)</th> <th>Greece (%)</th> <th>Italy (%)</th> <th>Türkiye (%)</th> <th>Average (%)</th> </tr> </thead> <tbody> <tr> <td>Not Important</td> <td>0</td> <td>0</td> <td>2</td> <td>4</td> <td>2</td> </tr> <tr> <td>Slightly Important</td> <td>0</td> <td>0</td> <td>6</td> <td>3</td> <td>2</td> </tr> <tr> <td>Moderately Important</td> <td>15</td> <td>0</td> <td>10</td> <td>12</td> <td>10</td> </tr> <tr> <td>Important</td> <td>52</td> <td>5</td> <td>28</td> <td>25</td> <td>28</td> </tr> <tr> <td>Very Important</td> <td>32</td> <td>95</td> <td>52</td> <td>55</td> <td>58</td> </tr> </tbody> </table>	Importance Level	Georgia (%)	Greece (%)	Italy (%)	Türkiye (%)	Average (%)	Not Important	0	0	2	4	2	Slightly Important	0	0	6	3	2	Moderately Important	15	0	10	12	10	Important	52	5	28	25	28	Very Important	32	95	52	55	58
Importance Level	Georgia (%)	Greece (%)	Italy (%)	Türkiye (%)	Average (%)																																
Not Important	0	0	2	4	2																																
Slightly Important	0	0	6	3	2																																
Moderately Important	15	0	10	12	10																																
Important	52	5	28	25	28																																
Very Important	32	95	52	55	58																																

<p>C14. Landslide Assessment: Knowledge of landslide risks including damage evaluations and identification of hazards</p>	<table border="1"> <caption>Percentage of respondents for knowledge of landslide risks</caption> <thead> <tr> <th>Importance Level</th> <th>Georgia (%)</th> <th>Greece (%)</th> <th>Italy (%)</th> <th>Türkiye (%)</th> <th>Average (%)</th> </tr> </thead> <tbody> <tr> <td>Not Important</td> <td>0</td> <td>0</td> <td>5</td> <td>2</td> <td>2</td> </tr> <tr> <td>Slightly Important</td> <td>0</td> <td>0</td> <td>2</td> <td>5</td> <td>2</td> </tr> <tr> <td>Moderately Important</td> <td>5</td> <td>2</td> <td>4</td> <td>18</td> <td>7</td> </tr> <tr> <td>Important</td> <td>48</td> <td>22</td> <td>35</td> <td>23</td> <td>32</td> </tr> <tr> <td>Very Important</td> <td>48</td> <td>75</td> <td>55</td> <td>52</td> <td>58</td> </tr> </tbody> </table>	Importance Level	Georgia (%)	Greece (%)	Italy (%)	Türkiye (%)	Average (%)	Not Important	0	0	5	2	2	Slightly Important	0	0	2	5	2	Moderately Important	5	2	4	18	7	Important	48	22	35	23	32	Very Important	48	75	55	52	58
Importance Level	Georgia (%)	Greece (%)	Italy (%)	Türkiye (%)	Average (%)																																
Not Important	0	0	5	2	2																																
Slightly Important	0	0	2	5	2																																
Moderately Important	5	2	4	18	7																																
Important	48	22	35	23	32																																
Very Important	48	75	55	52	58																																
<p>C14.1 Identifies landslide-prone areas and landslide risks</p>	<table border="1"> <caption>Percentage of respondents for identifying landslide-prone areas and risks</caption> <thead> <tr> <th>Importance Level</th> <th>Georgia (%)</th> <th>Greece (%)</th> <th>Italy (%)</th> <th>Türkiye (%)</th> <th>Average (%)</th> </tr> </thead> <tbody> <tr> <td>Not Important</td> <td>0</td> <td>0</td> <td>4</td> <td>4</td> <td>2</td> </tr> <tr> <td>Slightly Important</td> <td>0</td> <td>0</td> <td>6</td> <td>4</td> <td>2</td> </tr> <tr> <td>Moderately Important</td> <td>5</td> <td>8</td> <td>6</td> <td>20</td> <td>10</td> </tr> <tr> <td>Important</td> <td>48</td> <td>28</td> <td>36</td> <td>30</td> <td>35</td> </tr> <tr> <td>Very Important</td> <td>48</td> <td>65</td> <td>48</td> <td>43</td> <td>50</td> </tr> </tbody> </table>	Importance Level	Georgia (%)	Greece (%)	Italy (%)	Türkiye (%)	Average (%)	Not Important	0	0	4	4	2	Slightly Important	0	0	6	4	2	Moderately Important	5	8	6	20	10	Important	48	28	36	30	35	Very Important	48	65	48	43	50
Importance Level	Georgia (%)	Greece (%)	Italy (%)	Türkiye (%)	Average (%)																																
Not Important	0	0	4	4	2																																
Slightly Important	0	0	6	4	2																																
Moderately Important	5	8	6	20	10																																
Important	48	28	36	30	35																																
Very Important	48	65	48	43	50																																
<p>C14.2 Assesses landslide damage and identifies hazards</p>	<table border="1"> <caption>Percentage of respondents for assessing landslide damage and identifying hazards</caption> <thead> <tr> <th>Importance Level</th> <th>Georgia (%)</th> <th>Greece (%)</th> <th>Italy (%)</th> <th>Türkiye (%)</th> <th>Average (%)</th> </tr> </thead> <tbody> <tr> <td>Not Important</td> <td>0</td> <td>0</td> <td>4</td> <td>2</td> <td>2</td> </tr> <tr> <td>Slightly Important</td> <td>0</td> <td>0</td> <td>4</td> <td>8</td> <td>3</td> </tr> <tr> <td>Moderately Important</td> <td>14</td> <td>7</td> <td>8</td> <td>18</td> <td>12</td> </tr> <tr> <td>Important</td> <td>48</td> <td>30</td> <td>41</td> <td>30</td> <td>37</td> </tr> <tr> <td>Very Important</td> <td>38</td> <td>61</td> <td>43</td> <td>43</td> <td>46</td> </tr> </tbody> </table>	Importance Level	Georgia (%)	Greece (%)	Italy (%)	Türkiye (%)	Average (%)	Not Important	0	0	4	2	2	Slightly Important	0	0	4	8	3	Moderately Important	14	7	8	18	12	Important	48	30	41	30	37	Very Important	38	61	43	43	46
Importance Level	Georgia (%)	Greece (%)	Italy (%)	Türkiye (%)	Average (%)																																
Not Important	0	0	4	2	2																																
Slightly Important	0	0	4	8	3																																
Moderately Important	14	7	8	18	12																																
Important	48	30	41	30	37																																
Very Important	38	61	43	43	46																																



C14.6 Applies debris removal and cleanup procedures in landslide-affected areas

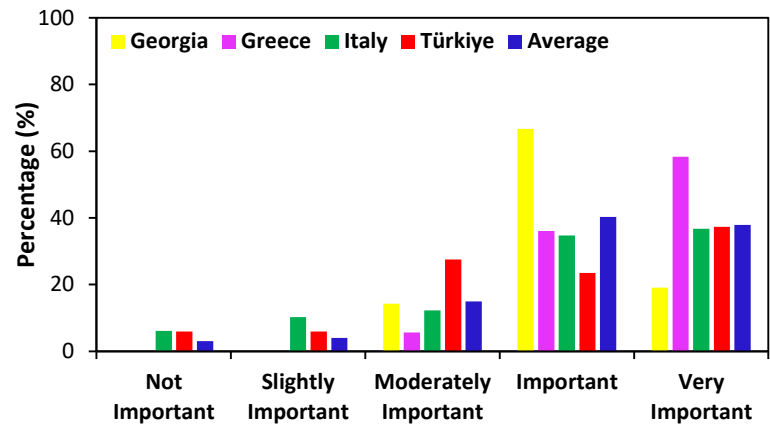


Table 2. The summary of the questionnaire results for each competence and its sub-competences (%)

Competences	Not important	Slightly Important	Moderately Important	Important	Very Important
C1. Disaster Management: Understanding of the principles, methods, and tools for disaster management, including disaster risk reduction, emergency response, and recovery.	0	3	3	25	69
C1.1 Understands disaster risk management principles and strategies.	1	3	6	33	57
C1.2 Demonstrates knowledge of emergency planning, response, and recovery procedures.	2	4	11	30	53
C1.3 Knows how to access and use communication tools and equipment.	1	4	6	29	60
C1.4 Understands the roles and responsibilities of various agencies and organizations involved in disasters.	1	3	9	27	60
C2. Safety and Security: Knowledge of safety procedures, equipment, and tools including maintaining a secure and safe environment	1	3	4	18	75
C2.1 Adheres to safety procedures and protocols to ensure personal and team safety.	1	3	3	19	75
C2.2 Understands the importance of maintaining a secure and safe environment during disaster response activities.	0	3	3	27	66
C2.3 Demonstrates knowledge of the proper use and maintenance of personal protective equipment.	1	3	7	19	70
C3. Teamwork and Collaboration: Understanding of the importance of working collaboratively with diverse teams	0	4	5	26	64
C3.1 Demonstrates effective communication skills and the ability to work well with others.	0	4	4	32	60
C3.2 Understands the importance of working collaboratively with diverse teams in high-stress environments.	1	4	6	31	59
C3.3 Exhibits flexibility and adaptability in changing situations.	1	3	8	29	59
C3.4 Supports and encourages team members to reach common goals.	0	4	11	28	57
C4. Assessment and Evaluation: Using all means to determine immediate and ongoing needs in disaster area	0	4	7	33	55
C4.1 Demonstrates the ability to assess the immediate and ongoing needs of disaster-affected populations.	1	5	8	38	48
C4.2 Uses appropriate tools and techniques to gather data for needs assessments.	1	6	11	29	54
C4.3 Uses data and feedback to inform decision-making and planning for disaster response activities.	1	4	10	36	48

C5. First Aid: Knowledge of basic first aid techniques, including CPR, wound care, and trauma management. This includes the ability to recognize and respond to life-threatening emergencies.	1	4	6	18	71
C5.1 Practice first aid and emergency medical techniques	2	5	8	23	62
C5.2 Recognizes medical equipment and supplies	1	6	11	28	53
C5.3 Assesses injuries and provide appropriate action	3	8	10	27	53
C5.4 Recognizes and responds to life-threatening emergencies.	3	4	6	21	66
C6. Cultural Competence: Knowledge and sensitivity to cultural differences and diversity	1	6	14	30	48
C6.1 Demonstrates knowledge and sensitivity to cultural differences and diversity.	1	4	17	35	43
C6.2 Understands how cultural factors can impact disaster response activities.	1	6	14	30	48
C6.3 Respects cultural practices and customs during disaster response activities.	2	6	12	36	45
C6.4 Works with diverse communities in disaster areas	1	3	9	40	46
C7. Leadership: Ability to work effectively in teams and lead others in disaster situations.	1	3	10	29	58
C7.1 Exhibits effective leadership skills in high-stress environments.	1	3	11	32	54
C7.2 Demonstrates the ability to make decisions quickly and effectively.	3	1	6	31	59
C7.3 Understands the importance of effective delegation and supervision.	3	2	11	29	55
C7.4 Exhibits strong problem-solving skills and the ability to adapt to changing circumstances.	1	3	8	30	58
C8. Evacuation and Rescue: Understanding of the procedure, protocols, and ways for evacuation and rescue during disasters	2	3	6	24	65
C8.1 Identifies disaster areas and disaster risks	2	3	8	25	63
C8.2 Assesses disaster damage and identifies hazards	1	3	9	27	60
C8.3 Familiarize oneself with disaster maps and monitoring systems	2	3	12	32	51
C8.4 Conducts rapid assessments of disaster-affected areas	3	3	11	33	50
C9. Search and Rescue: Understanding of the procedure, protocols, and ways for search and rescue during disasters	1	4	6	32	57
C9.1 Practices search and rescue techniques and tools	2	3	6	31	59
C9.2 Keeps physical fitness and agility	2	3	5	42	48
C9.3 Navigates and orients oneself in unfamiliar locations and terrain, such as forested areas or mountainous regions.	2	4	9	30	54
C9.4 Identifies and locates missing persons	1	4	10	33	51

C10. Shelter and Settlement: Knowledge of shelter management principles and procedures with practical considerations for disasters	0	6	9	35	50
C10.1 Understands shelter and settlement options for disaster-affected populations	2	5	10	42	41
C10.2 Assesses shelter needs and availability	2	4	15	35	44
C10.3 Familiarize oneself with shelter management principles and procedures	2	5	14	34	45
C10.4 Sets up and manages emergency shelters	4	5	14	32	44
C11. Communication: Understanding the importance of communication	0	3	5	27	65
C11.1 Communicate effectively with team members and external partners	0	3	4	29	64
C11.2 Communicate effectively with people from diverse backgrounds	1	2	8	29	60
C11.3 Communicates assessment findings to appropriate stakeholders	1	4	8	31	55
C12. Flood Assessment: Knowledge of flood risks including damage evaluations and identification of hazards	1	4	8	26	61
C12.1 Identifies flood-prone areas and flood risks including monitoring systems	1	7	8	28	57
C12.2 Conducts rapid assessments of flood-affected areas, flood damage and identifies hazards	1	4	10	29	55
C12.3 Familiarize oneself with debris removal and disposal procedures	1	5	14	38	42
C12.4 Coordinates and manages recovery efforts according to recovery principles	1	7	12	35	45
C12.5 Demonstrates knowledge of water safety and sanitation principles	2	3	10	32	53
C12.6 Identifies and mitigates water-related health risks	1	6	8	31	54
C13. Fire Risk, Safety, Suppression and Control: Knowledge of fire safety and suppression procedures, equipment, and tools.	0	4	4	26	65
C13.1 Understands how to use fire extinguishers, smoke alarms, and other safety equipment.	3	1	6	23	67
C13.2 Demonstrates knowledge of fire suppression techniques and tools	1	3	6	30	61
C13.3 Assesses fire hazards and risks	1	3	8	30	59
C13.4 Identifies hazardous materials and their properties and assesses their risks	3	1	7	32	57
C13.5 Recognizes personal protective equipment (PPE) and decontamination procedures	1	2	8	22	67
C13.6 Familiarize oneself with fire suppression equipment and systems and control in fire (including hazardous materials response and cleanup)	2	3	10	26	60
C14. Landslide Assessment: Knowledge of landslide risks including damage evaluations and identification of hazards	3	3	8	30	57

C14.1 Identifies landslide-prone areas and landslide risks	3	3	11	34	50
C14.2 Assesses landslide damage and identifies hazards	2	4	12	36	46
C14.3 Familiarize oneself with landslide maps and monitoring systems	3	4	11	42	39
C14.4 Conducts rapid assessments of landslide-affected areas	3	3	15	38	42
C14.5 Assesses debris removal and cleanup priorities and risks	3	6	15	35	41
C14.6 Applies debris removal and cleanup procedures in landslide-affected areas	4	5	16	36	39

Table 3. The revised version of competences and sub-competences

Competences
C1. Disaster Management: Understanding of the principles, methods, and tools for disaster management, including disaster risk reduction, emergency response, and recovery.
C1.1 Understands disaster risk management principles and strategies.
C1.2 Knows how to access and use communication tools and equipment.
C1.3 Understands the roles and responsibilities of various agencies and organizations involved in disasters.
C2. Safety and Security: Knowledge of safety procedures, equipment, and tools including maintaining a secure and safe environment
C2.1 Adheres to safety procedures and protocols to ensure personal and team safety.
C2.2 Understands the importance of maintaining a secure and safe environment during disaster response activities.
C3. Teamwork and Collaboration: Understanding of the importance of working collaboratively with diverse teams
C3.1 Demonstrates effective communication skills and the ability to work well with others.
C3.2 Understands the importance of working collaboratively with diverse teams in high-stress environments.
C3.3 Exhibits flexibility and adaptability in changing situations.
C4. Assessment and Evaluation: Using all means to determine immediate and ongoing needs in disaster area
C4.1 Demonstrates the ability to assess the immediate and ongoing needs of disaster-affected populations.
C4.2 Uses data and feedback to inform decision-making and planning for disaster response activities.
C5. First Aid: Knowledge of basic first aid techniques, including CPR, wound care, and trauma management. This includes the ability to recognize and respond to life-threatening emergencies.
C5.1 Practice first aid and emergency medical techniques
C5.2 Recognizes and responds to life-threatening emergencies.
C6. Cultural Competence: Knowledge and sensitivity to cultural differences and diversity
C6.1 Respects cultural practices and customs during disaster response activities.
C6.2 Works with diverse communities in disaster areas
C7. Leadership: Ability to work effectively in teams and lead others in disaster situations.
C7.1 Exhibits effective leadership skills in high-stress environments.
C7.2 Demonstrates the ability to make decisions quickly and effectively.
C7.3 Exhibits strong problem-solving skills and the ability to adapt to changing circumstances.
C8. Evacuation and Rescue: Understanding of the procedure, protocols, and ways for evacuation and rescue during disasters
C8.1 Identifies disaster areas and disaster risks
C8.2 Assesses disaster damage and identifies hazards
C8.3 Conducts rapid assessments of disaster-affected areas

C9. Search and Rescue: Understanding of the procedure, protocols, and ways for search and rescue during disasters
C9.1 Practices search and rescue techniques and tools
C9.2 Keeps physical fitness and agility
C9.3 Identifies and locates missing persons
C10. Shelter and Settlement: Knowledge of shelter management principles and procedures with practical considerations for disasters
C10.1 Understands shelter and settlement options for disaster-affected populations
C10.2 Assesses shelter needs and availability
C10.3 Familiarize oneself with shelter management principles and procedures
C11. Communication: Understanding the importance of communication
C11.1 Communicate effectively with team members and external partners
C11.2 Communicate effectively with people from diverse backgrounds
C12. Flood Assessment: Knowledge of flood risks including damage evaluations and identification of hazards
C12.1 Identifies flood-prone areas and flood risks including monitoring systems
C12.2 Conducts rapid assessments of flood-affected areas, flood damage and identifies hazards
C12.3 Coordinates and manages recovery efforts according to recovery principles
C12.4 Demonstrates knowledge of water safety and sanitation principles
C12.5 Identifies and mitigates water-related health risks
C13. Fire Risk, Safety, Suppression and Control: Knowledge of fire safety and suppression procedures, equipment, and tools.
C13.1 Understands how to use fire extinguishers, smoke alarms, and other safety equipment.
C13.2 Demonstrates knowledge of fire suppression techniques and tools
C13.3 Assesses fire hazards and risks
C13.4 Identifies hazardous materials and their properties and assesses their risks
C13.5 Recognizes personal protective equipment (PPE) and decontamination procedures
C14. Landslide Assessment: Knowledge of landslide risks including damage evaluations and identification of hazards
C14.1 Identifies landslide-prone areas and landslide risks
C14.2 Assesses landslide damage and identifies hazards
C14.3 Familiarize oneself with landslide maps and monitoring systems
C14.4 Conducts rapid assessments of landslide-affected areas